

# WYOMING

## Cowboy Basketball Game Notes

**CBI Quarterfinals - Wyoming at Washington St., March 19, 2012, Pullman, Wash. (Beasley Coliseum), 8 p.m. MT**

### Radio-TV Coverage

#### The Cowboys on Radio

##### The Cowboy Sports Network (CSN):

- Every Cowboy Basketball game is broadcast on the Cowboy Sports Network
- The Cowboy Sports Network includes 25 Stations throughout Wyoming, South Dakota and Colorado.
- Flagship Station, KFBC 1240 AM, Cheyenne, Wyo.

##### Announcers:

- Dave Walsh, Play-by-Play (28th year)
- Kevin McKinney, Color Analyst (35th year)

##### Pregame Show:

- Begins one-half hour prior to tip-off

##### Postgame Show:

- Begins immediately after the game

#### The Cowboys on Television

Televised By: N/A

TV Play by Play: N/A

TV Color Analyst: N/A

### Live Internet Coverage

Live stats, radio coverage and postgame press conferences from all Cowboy home games are available on the University of Wyoming Athletics website (WyomingAthletics.com).

### Upcoming Schedule of Events

#### Monday, March 19

- CBI Quarterfinals  
Wyoming at Washington St., Pullman, Wash., Beasley Coliseum, 8 p.m. MT

#### Wednesday, March 21

- CBI Semifinals  
TBA vs. Wyoming, TBA,  
Location TBA, Time TBA p.m. MT

#### Monday, March 26 - Friday, March 30

- CBI Championship Series  
TBA vs. Wyoming, TBA,  
Location TBA, Time TBA p.m. MT

### Media Relations

#### Primary Men's Basketball Contact:

Amil Anderson, Media Relations Assistant  
Office: (307) 766-2257  
Cell: (605) 677-7833  
E-Mail: aander59@uwyo.edu

#### Secondary Men's Basketball Contact:

Nick Kinney, Media Relations Assistant  
Office: (307) 766-5509  
Cell: (307) 534-5546  
E-Mail: nkinney@uwyo.edu

Media Relations Phone: (307) 766-2256

Press Row Phone: (307) 766-2222

Media Relations Fax: (307) 766-2346

### Wyoming Cowboys

(2011-12 Record: 21-11 Overall, 6-8 Mountain West)

Probable Starters						2011-12 Avgs.		
		Ht.	Wt.	Cl.	Hometown	PPG	RPG	APG
PG # 1	JayDee Luster	5-9	160	Sr.	San Diego, Calif.	5.4	2.1	3.7
G #25	Luke Martinez	6-4	185	RJr.	Bismarck, N.D.	12.1	4.0	1.5
G #33	Francisco Cruz	6-3	217	Sr.	Nogales, Mexico	12.3	2.8	2.3
F # 5	Leonard Washington	6-7	235	RJr.	Lake Charles, La.	12.9	7.0	1.2*
C #15	Adam Waddell	6-10	235	Sr.	Cody, Wyo.	9.5	3.4	1.0*
<b>Reserves</b>								
G # 2	Arthur Bouëdo	6-4	185	Sr.	Aix en Provence, France	2.4	0.8	0.7
G # 3	Shakir Smith	6-1	160	Fr.	Tucson, Ariz.	0.4	0.4	0.0
G #10	Derrious Gilmore	5-9	165	Jr.	Baltimore, Md.	3.1	0.8	1.1
G/F #11	Afam Muojeke	6-8	210	Sr.	Jamaica, Queens, N.Y.	2.2	1.3	0.2
G #12	Riley Grabau	6-2	170	Fr.	Boulder, Colo.	1.0	0.5	0.8
G #13	Jack Bentz	6-0	170	Fr.	Chagrin Falls, Ohio	0.0	0.0	0.1
G/F #22	Larry Nance Jr.	6-7	210	Fr.	Richfield, Ohio	4.2	4.0	0.6*
F #24	Tyrone Marshall	6-8	220	Fr.	Denver, Colo.	0.8	0.8	0.0
F #30	Rob Watsabaugh	6-7	215	RSr.	Jackson, Wyo.	1.0	1.3	0.1

\* Indicates blocked shot average

#### Head Coach:

Larry Shyatt (College of Wooster, '73)  
Overall Record: 110-104 (.514), 7th Year  
UW Record: 40-20 (.666), 2nd Year

#### Assoc. Head Coach:

Scott Duncan (College of Wooster, '78)

#### Assistant Coaches:

Allen Edwards (Kentucky, '02),  
Jeremy Shyatt (Clemson, '03)



### vs. Washington State Cougars

(2011-12 Record: 16-16 Overall, 7-11 Pac-12)

Probable Starters						2011-12 Avgs.		
		Ht.	Wt.	Cl.	Hometown	PPG	RPG	APG
G # 1	Reggie Moore	6-1	178	Jr.	Seattle, Wash.	9.4	2.6	5.5
G # 0	Marcus Capers	6-4	179	Sr.	Winter Haven, Fla.	6.0	5.1	0.8*
G # 3	DaVonté Lacy	6-3	206	Fr.	Tacoma, Wash.	8.6	2.1	1.9
F #31	Abe Lodwick	6-7	215	Sr.	Bend, Ore.	5.5	3.7	0.9
F #12	Brock Motum	6-10	245	Jr.	Brisbane, Australia	18.3	6.5	1.7
<b>Reserves</b>								
G # 2	Mike Ladd	6-5	195	Jr.	Seattle, Wash.	5.0	3.0	0.9
G # 4	Chuks Iroegbu	6-3	200	Fr.	Elk Grove, Calif.	NA		
G # 5	Will Dilorio	6-5	190	So.	Bainbridge Island, Wash.	0.9	1.3	0.1
G #11	Faisal Aden	6-4	179	Sr.	San Diego, Calif.	14.5	3.1	1.4
G #21	Dominic Ballard	6-4	199	Fr.	Seattle, Wash.	NA		
F #23	D.J. Shelton	6-10	240	So.	Rialto, Calif.	4.9	3.0	0.6*
C #33	Dave Wink	6-8	245	So.	Bellevue, Wash.	0.3	0.3	0.0
G #34	Dexter Kernich-Drew	6-6	182	Fr.	Melbourne, Australia	2.4	0.7	0.3
F #40	Charlie Enquist	6-10	230	Sr.	Edmonds, Wash.	3.8	3.5	0.3
F #44	Patrick Simon	6-8	215	So.	Ephrata, Wash.	2.7	1.2	0.1

\* Indicates blocked shot average

#### Head Coach:

Ken Bone (Seattle Pacific, '83)  
Overall Record: 131-93 (.584), 7th Year  
WSU Record: 54-44 (.551), 3rd Year

#### Assistant Coaches:

Curtis Allen (Washington State, '05),  
Jeff Hironaka (Eastern Oregon, '80),  
Ben Johnson (Wisc.-Green Bay, '92)

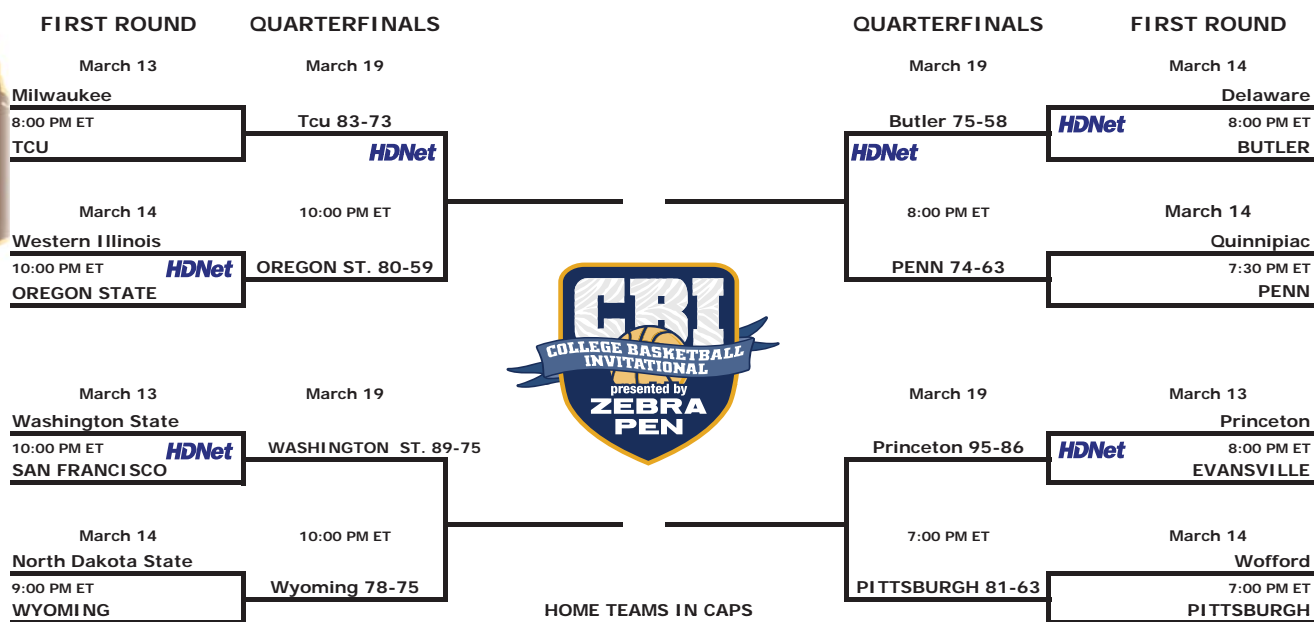


**Comparative Stats:** Below is a comparison of UW and WSU stats from the 2011-12 season.

	FG-FGA	%	3P-3PA	%	FT-FTA	%	Reb. Avg.	Avg. Pts. Given Up	Scoring Avg.
Wyoming	694-1540	.451	195-586	.333	444-599	.741	29.5	56.1	63.3
Washington St.	755-1615	.467	199-551	.361	494-696	.710	33.0	66.6	68.8
UW Margins		-.016		-.028		+.031	- 3.5	- 10.5	- 5.5



## 2012 CBI presented by Zebra Pen



### SEMI FINALS

March 21

HDNet

March 21

HDNet



HDNet

### CHAMPIONSHIP SERIES

Championship Series is a "Best-of-Three"

March 26

March 28

\*March 30

\*if necessary

HDNet

CHAMPION

### HDNet Television Schedule

March 13 / 14  
8:00PM / 8:00PM  
10:00 PM / 10:00 PM

March 19  
TBA  
TBA

March 21  
TBA  
TBA

March 26, March 28, March 30\*  
(\*if necessary)

**About the CBI:** The College Basketball Invitational (CBI) presented by Zebra Pen provides a meaningful opportunity for teams that deserve a postseason experience. Sixteen teams compete in this fifth-year postseason event, hosted at on-campus arenas throughout the country. The CBI presented by Zebra Pen is a single-elimination tournament up until the Championship Series, with all games played at campus sites. The Championship Series is a best-of-three series. The event features eight first-round games, four quarterfinal round games, a semifinal round, and then the Championship Series. The goal of the brackets is to create a competitive balance within each bracket and to minimize missed class time. The final process takes place after the NCAA Tournament field is announced.

The 16-team field consists of teams not selected for the NCAA Tournament. Teams are invited based upon performance during their conference and non-conference schedules, as well as how well the team is playing at the end of the regular season. The College Basketball Invitational presented by Zebra Pen is produced by The Gazelle Group in Princeton, N.J. The Gazelle Group is a sports marketing firm specializing in event production and management, client representation, and sponsorship consulting.

**Previous Champions:** Oregon (2011), Virginia Commonwealth (2010), Oregon State (2009) and Tulsa (2008).



### 2011-12 Wyoming Cowboys Season Capsule

<b>Location:</b>	Laramie, Wyo.
<b>Enrollment:</b>	13,476
<b>School Colors:</b>	Brown and Gold
<b>11-12 Record:</b>	21-11
<b>11-12 MW Record:</b>	6-8
<b>Current W/L:</b>	Won 1
<b>Starters R/L:</b>	2/3
<b>Letterwinners R/L:</b>	6/6
<b>Head Coach:</b>	Larry Shyatt
<b>Alma Mater:</b>	College of Wooster '73
<b>Overall Record:</b>	110-104 (.514), 7th Year
<b>Record at UW:</b>	40-20 (.666), 2nd Year
<b>10-11 Record:</b>	10-21 (.322)
<b>10-11 MW Record:</b>	3-13 (.188)
<b>Postseason:</b>	None

### 2011-12 Washington State Cougars Season Capsule

<b>Location:</b>	Pullman, Wash.
<b>Enrollment:</b>	20,060
<b>School Colors:</b>	Crimson & Gray
<b>11-12 Record:</b>	16-16
<b>11-12 Pac-12 Record:</b>	7-11
<b>Current W/L:</b>	Won 1
<b>Starters R/L:</b>	3/2
<b>Letterwinners R/L:</b>	8/6
<b>Head Coach:</b>	Ken Bone
<b>Alma Mater:</b>	Seattle Pacific, '83
<b>Overall Record:</b>	131-93 (.584), 7th Year
<b>Record at WSU:</b>	54-44 (.551), 3rd Year
<b>10-11 Record:</b>	22-13 (.628)
<b>10-11 Pac-10 Record:</b>	9-9 (.500), 6th
<b>Postseason:</b>	NIT Semifinals

### UW-WSU Series Breakdown

Overall Series: Wyoming leads 4-1  
Series Began: Dec. 17, 1946  
Wyoming Record in Laramie: 4-0  
Wyoming Record in Pullman: 0-1  
Wyoming Record at Neutral Sites: N/A  
UW Head Coach Larry Shyatt vs.: 0-0  
Longest UW Winning Streak: 4, 1946-04  
Longest WSU Winning Streak: 1, 2005  
Largest UW Margin of Victory: 10, 45-35 in 1946  
Largest WSU Margin of Victory: 16, 63-47 in 2005  
Most Points Scored by UW: 49 in 2004  
Most Points Scored by WSU: 63 in 2005  
Last Meeting: Nov. 30, 2005, Wyoming los 63-47 in Pullman, Wash.

### Series History vs. WSU

Date	Score	Site
12/17/46	W 36-35	H
12/18/46	W 45-35	H
12/23/49	W 43-37	H
12/22/04	W 49-47	H
11/30/05	L 47-63	A

## Wyoming Visits Washington State for CBI Quarterfinals

After claiming its first postseason win since 2003, the University of Wyoming men's basketball team looks to continue that momentum when the Cowboys visit Washington State for the quarterfinals of the CBI presented by Zebra Pen on Monday. The Pokes (21-11) downed feisty North Dakota State, 78-75, at home in the first round last Wednesday, while the Cougars (16-16) earned a dominant 89-75 road win at San Francisco last Tuesday. Monday's tip is set for 8 p.m. MT in Beasley Coliseum in Pullman, Wash.

Fans can follow live stats, live audio and live video of Wyoming's game through the men's basketball Gameday Central page on WyomingAthletics.com. The contest will be broadcast on the radio by the Cowboy Sports Network, but will not be televised.

### A Look at the Matchup

The Pokes advanced to the quarterfinals with a tight 78-75 win over North Dakota State last Wednesday in the AA. Wyoming led by as many as 10 points halfway through the second half, but the Bison hung tough to claw back into the game in the final five minutes. NDSU cut the game to a one possession game in the last minute and banked in a three with three seconds left to draw within one, but Cowboy free throws and a missed NDSU three-point attempt sealed the win. Wyoming scored its second-most points of the season, but North Dakota State scored a season-high 75 points for a UW opponent. The Bison were just the second Cowboy foe to score above their season average against the Pokes. Defensive has been solid for Wyoming this season, though, as the Cowboys were sixth in scoring defense (56.1 ppg) in the latest NCAA rankings and 36th in three-point field goal percentage defense (30.4). Both marks rank in the top two of the Mountain West. Offensively, UW is 34th in the NCAA in free throw percentage (74.1), 34th in turnover margin (+2.6) and 40th in turnovers per game (11.8). UW's bench has averaged 16.6 points over the last five games.

Head coach Ken Bone and Washington State earned an 89-75 win at San Francisco in the CBI first round to sit at 16-16 on the season. WSU led by just one at halftime, but quickly opened the advantage to 10 points in the second half and hit free throws down the stretch for the win. Four Cougars scored in double figures, as WSU shot 89.3 percent (25-of-28) for its second-best performance of the season. Washington State finished the Pac-12 regular season at 7-11 for eighth in the league standings, before dropping a 69-64 contest to ninth-seeded Oregon State in the conference tournament first round. The Cougars own one of the better offenses in the Pac-12, as they rank third in the conference and 41st in the nation at 46.7 percent from the field. WSU is second in the Pac 12 in free throw percentage at 71.0, fifth in three-point makes per game at 6.2 and fourth in assists at 14.0. The Cougars average 68.8 points per game for seventh in the league. Defensively, Washington State allows 66.6 points for eighth in the conference. They also allow 31.3 rebounds for third in the Pac-12.

### Each Team's Leaders

Redshirt junior forward Leonard Washington continues to play well for the Pokes, with double-doubles in four of the last five contests. The Second Team All-MW honoree ranks in the top 10 of five conference statistical categories to average a team-high 12.9 points and 7.0 rebounds per game. Senior guard Francisco Cruz and redshirt junior guard Luke Martinez are Wyoming's outside threat at 12.3 and 12.1 points, respectively. Cruz ranks third in the MW at 46.2 percent from the floor, while Martinez leads the league and ranks 54th in the nation at 2.6 threes per game. Cruz averages 2.3 assists and Martinez adds 4.0 rebounds. Senior guard JayDee Luster leads the Pokes on both ends of the floor. He was named the MW Defensive Player of the Year and ranks 29th in the nation in assist-turnover ratio at 2.4. Senior center Adam Waddell also excels on the defensive end, drawing 18 charges during MW play, to go with 9.5 points and 3.4 rebounds. Washington posted 22 points and 11 rebounds against NDSU, while Cruz added 14 points and Waddell had 13.

Junior forward Brock Motum is Washington State's offense, as the Pac-12's Most Improved Player and a First-Team selection. He leads the league and ranks 37th in the NCAA at 18.3 points, while also earning 6.5 rebounds and 1.7 assists. He also ranks fifth in the conference and 28th nationally in field goal percentage at 55.3. Motum is complimented by junior guard Reggie Moore, who leads the Pac-12 and is 32nd in the nation at 5.5 assists. His 2.1 assist-turnover ratio is fourth in the league, as he scores 9.4 points. Freshman guard DaVonte Lacy contributes 8.6 points, while senior guard Marcus Capers adds 6.0 points and 5.1 rebounds. Senior forward Abe Lodwick rounds out WSU's probable starters at 5.5 points and 3.7 rebounds. Motum scored 24 points and grabbed seven rebounds against USF.

### About the Series

The Cowboys have a 4-1 advantage over the Cougars in the all-time series, but the first three meetings occurred in the 1940s. More recently, Wyoming earned a 49-47 victory over Washington State on Dec. 22, 2004, in Laramie and WSU claimed a 63-47 win in Pullman on Nov. 30, 2005 in the two programs last meeting. Justin Williams led Wyoming with 10 points, 12 rebounds and five blocked shots in that game.

### Up Next

A Wyoming win on Monday would put the Cowboys into the CBI semifinals. The teams will be re-bracketed for semifinal round action on Wednesday.



## 2011-12 Cowboy Schedule

Date	Opponent	Time/Result
11/5	CSU-Pueblo (Exh.)	W 85-78
11/12	Western State	W 78-39
11/15	Northern Colorado	W 75-56
11/19	at Green Bay	L 44-52
11/22	South Dakota	W 67-56
<b>Jim Thorpe Classic</b>		
11/25	Portland State	W 65-51
11/26	Md. Eastern Shore	W 73-43
11/27	Louisiana Tech	W 73-58
11/30	Utah Valley	W 74-41
<b>MW/Missouri Valley Challenge</b>		
12/3	Bradley	W 66-49
12/9	at Colorado	W 65-54
(Root Sports)		
12/13	UC Irvine	W 58-48
(The Mtn.)		
12/16	Sioux Falls	W 62-54
12/19	at Denver	L 46-57
(Root Sports)		
12/22	at Idaho State	W 80-56
1/3	at Utah Valley	W 76-70
(Fox CS)		
1/9	Idaho State	W 73-49
1/14	(RV/RV) New Mexico*	L 62-72
(The Mtn.)		
1/18	at Air Force*	W 64-53
(The Mtn.)		
1/21	Colorado State*	W 70-51
(The Mtn.)		
1/24	#12/13 San Diego State*	L 42-52
(The Mtn.)		
1/28	at Boise State*	W 75-64
(The Mtn.)		
2/1	at TCU*	L 52-58
(The Mtn.)		
2/4	#11/13 UNLV*	W 68-66
(The Mtn.)		
2/11	at New Mexico*	L 38-48
(The Mtn.)		
2/15	Air Force*	L 53-58
(The Mtn.)		
2/18	at Colorado State*	L 46-54
(The Mtn.)		
2/22	at #24/25 San Diego State*	L 58-67 (OT)
(The Mtn.)		
2/25	Boise State*	W 64-54
(The Mtn.)		
2/28	TCU*	W 71-59
(The Mtn.)		
3/3	at #17 UNLV*	L 63-74
(The Mtn.)		
Mountain West Conference Championship\$		
3/8	at #20 UNLV	L 48-56
(The Mtn.)		
College Basketball Invitational		
3/14	North Dakota State	W 78-75
3/19	at Washington State	8 p.m. MT

**Bold** indicates home games; All times listed are Mountain time

+ Jim Thorpe Classic played in Laramie,

\* Indicates Mountain West games

\$ The 2012 Mountain West Championship will be played at the Thomas and Mack Center in Las Vegas, Nev.

## Last Time Out: Wyoming 78, North Dakota State 75 On March 14, 2012 in Laramie, Wyo. (Arena-Auditorium)

### North Dakota State 75 • 17-14

##	Player		Total		3-Ptr	Rebounds			PF	TP	A	TO	Blk	Stl	Min
			FG-FGA	FG-FGA		Off	Def	Tot							
32	WRIGHT, TrayVonn	f	6-13	3-6	0-0	0	2	2	4	15	1	3	1	1	30
42	BJORKLUND, Marshall	f	6-7	0-0	2-3	1	4	5	5	14	1	1	0	1	22
21	HALE, Dylan	g	1-4	1-2	0-0	0	0	0	3	3	1	2	0	1	21
22	ALEXANDER, Lawrence	g	3-12	0-2	6-11	2	5	7	3	12	3	0	0	2	33
24	BRAUN, Taylor	g	5-9	2-2	1-3	1	6	7	4	13	2	2	0	1	27
03	FELT, Mike		4-9	1-5	1-1	0	1	1	2	10	0	0	0	1	23
04	LINDBERG, Joel		0-1	0-0	2-2	1	0	1	5	2	3	0	0	0	16
12	LUNDBERG, Drew		0-0	0-0	0-0	0	0	0	0	0	0	0	0	0	7
44	AABERG, Jordan		2-2	0-0	2-2	0	4	4	2	6	0	1	0	3	21
Team						0	1	1							
Totals			27-57	7-17	14-22	5	23	28	28	75	11	9	1	10	200

FG % 1st Half: 15-29 51.7% 2nd half: 12-28 42.9% Game: 27-57 47.4%  
3FG % 1st Half: 4-9 44.4% 2nd half: 3-8 37.5% Game: 7-17 41.2%  
FT % 1st Half: 3-5 60.0% 2nd half: 11-17 64.7% Game: 14-22 63.6%

Deadball  
Rebounds  
3

### Wyoming 78 • 21-11

##	Player		Total		3-Ptr	Rebounds			PF	TP	A	TO	Blk	Stl	Min
			FG-FGA	FG-FGA		Off	Def	Tot							
05	WASHINGTON, Leonard	f	7-11	0-2	8-13	1	10	11	1	22	0	3	2	1	32
15	WADDELL, Adam	c	5-7	0-0	3-5	0	2	2	3	13	0	1	1	0	33
01	LUSTER, JayDee	g	0-1	0-1	4-4	0	2	2	3	4	6	1	0	0	24
25	MARTINEZ, Luke	g	2-7	1-6	4-6	0	10	10	3	9	1	2	0	2	31
33	CRUZ, Francisco	g	4-7	2-5	4-7	2	1	3	3	14	2	5	0	0	32
02	BOUEDO, Arthur		1-2	1-2	2-2	0	2	2	2	5	1	1	0	0	12
10	GILMORE, Derriious		1-3	1-3	0-0	0	1	1	2	3	1	2	0	0	21
22	NANCE Jr, Larry		2-3	0-0	4-4	0	2	2	2	8	0	2	1	2	15
30	WATSABAUGH, Rob		0-0	0-0	0-0	0	0	0	0	0	0	0	0	0	0+
Team						1	0	1							
Totals			22-41	5-19	29-41	4	30	34	19	78	11	17	4	5	200

FG % 1st Half: 11-20 55.0% 2nd half: 11-21 52.4% Game: 22-41 53.7%  
3FG % 1st Half: 3-11 27.3% 2nd half: 2-8 25.0% Game: 5-19 26.3%  
FT % 1st Half: 12-15 80.0% 2nd half: 17-26 65.4% Game: 29-41 70.7%

Deadball  
Rebounds  
4

Officials: Mike Giarratano, Lonnie Dixon and Doran Gotschall

Technical fouls: North Dakota State-None. Wyoming-None.

Attendance: 2732

2012 CBI presented by ZEBRA PEN - FIRST ROUND

Score by periods	1st	2nd	Total
North Dakota State	37	38	75
Wyoming	37	41	78

Points	In Paint	Off T/O	2nd Chance	Fast Break	Bench
NDSU	36	20	8	4	18
WYO	28	15	4	6	16

Last FG - NDSU 2nd-00:02, WYO 2nd-00:19.  
Largest lead - NDSU by 4 1st-17:20, WYO by 11 2nd-13:33.

Score tied - 6 times.  
Lead changed - 7 times.

## Washington Guides Cowboys Past NDSU, 78-75, in CBI First Round

Redshirt junior forward Leonard Washington posted 22 points and 11 rebounds and the University of Wyoming men's basketball team used late free throws to earn a 78-75 win over North Dakota State in the first round of the CBI presented by Zebra Pen last Wednesday night in the Arena-Auditorium. UW (21-11) allowed its most points this season, but three Cowboys scored in doubles figures to give the Pokes their first postseason win since 2003.

The Cowboys led by as many as 10 points halfway through the second half, but the Bison (17-14) hung tough and clawed back within one at 67-66 with five minutes left. UW extended the lead back to seven with 2:57 to go, but NDSU cut it to a one possession game over the final minute and banked in a three with three seconds left. Redshirt junior Luke Martinez made two free throws on the ensuing UW possession and NDSU's long three-point attempt to tie the game sailed wide.

Washington posted his fourth double-double in UW's last five contests and added two blocks, while senior guard Francisco Cruz scored 15 points and senior center Adam Waddell contributed 13 points and a block. Martinez scored nine points and grabbed a career-high 10 rebounds, while senior guard JayDee Luster handed out six assists.

It was an offensive night for both squads, as Wyoming allowed its most points this season, but scored its second most of the year. The Cowboys hit 53 percent (22-of-41) from the field, including 26 percent (5-of-19) from deep, to 47 percent (27-of-57) and 41 percent (7-of-17) for North Dakota State. UW earned a 34-28 advantage in rebounds, while both teams notched 11 assists.

It was a game of runs through the first half, as the Cowboys led by as many as seven and the Bison fought in front by as much as four. There were six lead changes and four ties in the first half. NDSU started 4-of-6 from the field to go up 9-5 through the first three minutes, but UW used a quick 7-0 spurt thanks to two baskets from Waddell to retake the lead. The Cowboys slowly built their advantage to seven at 20-13 midway through the half.

The squads exchanged baskets over the next few minutes until the Bison crafted a 13-2 run to go back in front 32-28 with 4:28 left. Freshman forward Larry Nance Jr. responded for the Pokes with eight-straight points to push the Pokes in front again and Waddell hit two free throws with 10 seconds left to tie the contest at 37-37 headed in halftime.



**2011-12 National Polls:**

AP Media Poll -- (March 12)

Rank	Record	Points
1 Kentucky (61)	32-2	1,621
2 Syracuse (1)	31-2	1,545
3 Missouri (2)	30-4	1,459
4 North Carolina (1)	29-5	1,403
5 Michigan State	27-7	1,386
6 Kansas	27-6	1,330
7 Ohio State	27-7	1,229
8 Duke	27-6	1,158
9 Baylor	27-7	1,064
10 Florida State	24-9	972
11 Marquette	25-7	912
12 Murray State	30-1	871
13 Michigan	24-9	808
14 Wisconsin	24-9	766
15 Georgetown	23-8	726
16 Indiana	25-8	576
17 Louisville	26-9	558
18 Wichita State	27-5	517
19 Creighton	28-5	373
20 Vanderbilt	24-10	334
<b>21 New Mexico</b>	<b>27-6</b>	<b>318</b>
<b>22 San Diego State</b>	<b>26-7</b>	<b>223</b>
<b>23 UNLV</b>	<b>26-8</b>	<b>201</b>
24 Saint Mary's	27-5	187
25 Florida	23-10	146

ESPN/USA Today Coaches Poll -- (March 12)

Rank	Record	Points
1 Kentucky (30)	32-2	774
2 Syracuse	31-2	730
3 Missouri (1)	30-4	715
4 Michigan State	27-7	660
5 North Carolina	29-5	652
6 Kansas	27-6	586
7 Ohio State	27-7	578
8 Duke	27-6	557
9 Murray State	30-1	502
10 Baylor	27-7	481
11 Marquette	25-7	452
12 Florida State	24-9	442
13 Wisconsin	24-9	348
14 Michigan	24-9	319
15 Georgetown	23-8	307
16 Saint Mary's	27-5	268
17 Indiana	25-8	252
18 Louisville	26-9	245
19 Wichita State	27-5	231
20 Creighton	28-5	199
21 Florida	23-10	189
<b>22 New Mexico</b>	<b>27-6</b>	<b>125</b>
<b>23 San Diego State</b>	<b>26-7</b>	<b>99</b>
24 Vanderbilt	24-10	94
<b>25 UNLV</b>	<b>26-8</b>	<b>79</b>

**AP Others Receiving Votes:** Temple 103, Cincinnati 89, Notre Dame 85, Memphis 59, Gonzaga 47, Iowa State 13, Virginia Commonwealth 12, Drexel 11, Virginia 9, Long Beach State 5, Harvard 4, Kansas State 3, St. Bonaventure 1

**ESPN/USA Today Others Receiving Votes:**

Notre Dame 48, Memphis 40, Temple 24, Cincinnati 22, Gonzaga 20, Virginia Commonwealth 13, Kansas State 6, Virginia 5, Long Beach State 3, Harvard 3, Iowa State 2, Saint Louis 2, North Carolina State 2, Montana 1

Bold indicates 2011-12 Wyoming opponents.

**MOUNTAIN WEST****2011-12 Mountain West Standings**

(As of Friday, March 16, 2012)

Team (AP/Coaches)	MW Games	H	A	All Games	H	A	N	Streak
New Mexico (21/22)	10-4 (.714)	6-1	4-3	28-6 (.824)	14-2	8-3	6-1	Won 6
San Diego State (22/23)	10-4 (.714)	6-1	4-3	26-7 (.788)	17-2	7-4	2-1	Lost 1
UNLV (23/25)	9-5 (.643)	7-0	2-5	26-9 (.743)	18-1	6-7	2-1	Lost 2
Colorado State	8-6 (.571)	7-0	1-6	20-12 (.625)	14-1	3-9	3-2	Lost 2
TCU	7-7 (.500)	6-1	1-6	18-14 (.562)	14-3	3-8	1-3	Won 1
Wyoming	6-8 (.429)	4-3	2-5	21-11 (.656)	16-3	5-8	0-0	Won 1
Air Force	3-11 (.214)	1-6	2-5	13-16 (.448)	10-7	2-7	1-2	Lost 5
Boise State	3-11 (.214)	2-5	1-6	13-17 (.448)	11-5	1-11	1-1	Lost 5

**Cowboys in the MW Stats**

Team Stat (Top 4)	Rank
Scoring Defense (56.1 ppg)	1st
Scoring Margin (+7.3)	4th
Free Throw Pct. (74.1%)	2nd
3-Point FG Defense (30.8%)	2nd
Rebounding Defense (30.2)	1st
Blocked Shots (3.2 bpg)	3rd
Steals (6.9 spg)	3rd
Turnover Margin (+2.6)	1st

**Individual Stat (Top 10)**

	Rank
Francisco Cruz - Minutes (32.3)	7th
Francisco Cruz - FG % (46.2)	3rd
JayDee Luster - Assists (3.7)	6th
JayDee Luster - Ast/TO Ratio (2.4)	1st
Luke Martinez - 3FG % (33.8)	5th
Luke Martinez - 3FG Made (2.6)	1st
Luke Martinez - Steals (1.7)	4th
Larry Nance Jr. - Blocks (0.6)	10th
Adam Waddell - FT % (73.4)	9th
Adam Waddell - Blocks (1.0)	3rd
Leonard Washington - Scoring (12.9)	9th
Leonard Washington - FG % (56.6)	1st
Leonard Washington - Rbds (7.0)	5th
Leonard Washington - Df Rbds (5.5)	4th
Leonard Washington - Blocks (1.2)	1st

**Cowboys in the NCAA Stats**

Team Stat (Top 50)	Rank
Scoring Defense (56.1 ppg)	6th
Free Throw Pct. (74.1%)	35th
3-Point FG Pct. Defense (30.8%)	36th
Turnover Margin (+2.6)	34th
Turnovers Per Game (11.8)	40th

**Individual Stat (Top 50)**

	Rank
JayDee Luster - Ast/TO Ratio (2.38)	29th
Luke Martinez - 3FG Made (2.58)	54th

**MW Player of the Week**

Date	Name, Cl., Pos., School
Nov. 14	Michael Lyons, Jr., G, Air Force
	Chase Tapley, Jr., G, SDSU
Nov. 21	Mike Moser, So., F, UNLV
Nov. 28	Mike Moser, So., F, UNLV
Dec. 5	Drew Wiley, Jr., G, Boise State
	Chase Tapley, Jr., G, SDSU
Dec. 12	<b>Adam Waddell, Sr., C, Wyoming</b>
Dec. 19	Drew Gordon, Sr., F, New Mexico
Dec. 26	Chace Stanback, Sr., G/F, UNLV
Jan. 2	Drew Gordon, Sr., F, New Mexico
Jan. 9	Amric Fields, So., G, TCU
Jan. 16	Jamaal Franklin, So., G, SDSU
Jan. 23	Anthony Marshall, Jr., G, UNLV
	<b>Leonard Washington, Jr., F, Wyoming</b>
Jan. 30	Mike Moser, So., F, UNLV
Feb. 6	Jamaal Franklin, So., G, SDSU
Feb. 13	Mike Moser, So., F, UNLV
Feb. 20	Drew Gordon, Sr., F, New Mexico
Feb. 27	J.R. Cadot, Sr., G, TCU
March 5	Drew Gordon, Sr., F, New Mexico
	Jamaal Franklin, So., G, SDSU

**Upcoming Games**

Friday, March 16

NCAA Championships First Round  
(11) North Carolina State vs (6) SDSU,  
10:40 a.m. MT

Saturday, March 17

NCAA Championships Second Round  
(5) New Mexico vs. (4) Louisville, 7:40 p.m. MT

Monday, March 19

CBI Second Round  
Wyoming at Washington State, 8 p.m. MT  
TCU at Oregon State, 8 p.m. MT



### Tale of the Tape

UW	Stat	WSU
63.3	PPG	68.8
56.1	Opp. PPG	66.6
+7.3	Scoring Margin	+2.3
45.1	Field Goal %	46.7
41.0	Opp. FG %	42.7
33.3	3-PT FG %	36.1
30.8	Opp. 3-PT FG %	35.7
74.1	Free Throw %	71.0
70.6	Opp. FT %	67.8
29.5	Rebounds PG	33.0
30.2	Opp. RPG	31.3
-0.7	Reb. Margin	+1.7
11.4	Assists PG	14.0
11.8	Turnovers PG	13.5
+2.6	TO Margin	-1.4
6.9	Steals PG	4.9
3.2	Blocks PG	2.8

### Waddell Working His Way Into All-Time Games Played Top 20:

Adam Waddell is seventh on UW's all-time games played list.

Player	Games
1. Eric Leckner (84-88)	131
2. Fennis Dembo (84-88)	129
Turk Boyd (84-88)	129
4. David Lodgins (84-88)	128
5. Sean Dent (83-88)	127
6. Brandon Ewing (05-09)	126
<b>7. Adam Waddell (07-pres.)</b>	<b>123</b>
8. Reginald Slater (88-92)	121
Tim Breaux (88-92)	121
10. Josh Davis (98-02)	119
11. Jay Straight (02-05)	118
12. Brian Rewers (89-93)	117
Travis Butler (88-92)	117
14. Bill Garnett (78-82)	115
15. Joe Ries (00-04)	114
16. HL Coleman (93-97)	113
Brett McFall (98-01)	113
18. Jeron Roberts (94-98)	112
Justin French (96-00)	112
20. Theo Ratliff (91-95)	111

### Waddell and Luster Close to UW's All-Time Starts List:

Seniors Adam Waddell and JayDee Luster could both break into UW's top 15 this season. Starts are since the 1984-85 season.

Player	Starts
1. Fennis Dembo (84-88)	128
2. Brandon Ewing (05-09)	125
3. Eric Leckner (84-88)	116
4. Josh Davis (98-02)	115
5. Jay Straight (01-05)	110
6. Tim Breaux (88-02)	104
HL Coleman (93-97)	104
8. Reginald Slater (88-92)	101
9. Marcus Bailey (99-03)	95
10. Chris McMillian (98-03)	94
11. Jeron Roberts (94-98)	88
Uche Nsonwu-Amadi (00-03)	88
13. Brad Jones (05-08)	84
<b>14. JayDee Luster (09-pres.)</b>	<b>80</b>
15. Theo Ratliff (91-95)	78
<b>Adam Waddell (07-pres.)</b>	<b>76</b>

**The Pokes in The Postseason:** The Cowboys are no stranger to postseason play. In fact, the Cowboys have played in the postseason 24 times. They have played in the NCAA Tournament 14 times, the National Invitation Tournament eight times and the College Basketball Invitational twice.

The Pokes have captured one NCAA Championship, during 1942-43. That year, the Pokes were led by head coach Everett Shelton and star players Kenny Sailors and Milo Komenich. Sailors was named the Most Outstanding Player of the NCAA Tournament and is currently the oldest living MOP. The 1986-87 season was another special postseason for the Cowboys. Led by the tandem of Fennis Dembo and Eric Leckner, the Cowboys advanced all the way to the Sweet 16 of the NCAA Tournament. In UW's second round game, the Cowboys beat UCLA and, their star at the time, Reggie Miller. Dembo led all scorers in the game with 41 points. Wyoming's most recent trip to the NCAA tournament saw the Cowboys advance to the Second Round in 2002. In the first round, the 11th seeded Cowboys met Gonzaga, who was ranked sixth in the country at the time. The Cowboys upset the Bulldogs 73-66.

Of Wyoming's eight appearances in the NIT, the Cowboys have advanced to at least the second round four times. Their best NIT run came at the end of the 1985-86 season when the Cowboys advanced to the championship game, which was played at Madison Square Garden. The 2009-10 season marked the Pokes' first appearance in the CBI. For a complete breakdown of Wyoming's postseason history, see page 47 of the notes.

**Postseason Progress:** Wyoming's 78-75 win over North Dakota State in the CBI's first round last Wednesday gave the Cowboys their first postseason win since 2003. The Pokes advanced to the NIT second round that season with a first round win over Eastern Washington. The victory over the Bison moved UW to 17-28 all-time in 24 postseason appearances, including 1-1 in CBI play.

**Seeing Double:** Redshirt junior forward Leonard Washington has clearly stepped up his game for the Cowboys down the stretch, including double-doubles in four of the last five games. He posted 15 points and 11 rebounds against Boise State on Feb. 25, followed with 23 and 12 versus TCU on Feb. 28, earned 11 and 10 against UNLV on March 8 and most recently posted 22 and 11 against NDSU last Wednesday. Washington ranks in the top 10 of five MW statistical categories, including leading the conference in field goal percentage (56.6) and blocks (1.2). He ranks fifth in rebounds (7.0), including fourth in defensive rebounds (5.5) and is ninth in scoring (12.9).

**At The Line:** The Pokes made plenty of trips to the free throw line last Wednesday against the Bison. UW went 29-of-41 (70.7 percent) at the line to set season highs in free throw attempts and makes. NDSU's 28 fouls were the second most by a UW opponent.

**Offensive Outbreak:** North Dakota State's 75 points were the most Wyoming has allowed this season, but the Cowboys kept pace with their second best offensive showing of the season at 78 points. UW is 12-0 this season when scoring more than 70 points. NDSU also became just the second UW opponent to score above its season scoring average against the Pokes. Wyoming has held 30 of its 32 opponents below their scoring average, including holding nine foes to 20 or more below their average and 23 to 10 or more below. Wyoming's best effort was holding New Mexico to 27 points below its average on Feb. 11

**Reeling in the Rebounds:** Wyoming doesn't rack up a lot of rebounds on the offensive end, but they certainly don't let opponents either. The Cowboys lead the MW in rebounding defense, allowing opponents just 30.2 boards per game. UW outrebounded NDSU 34-28 last Wednesday for its best rebounding margin since collecting eight more than Air Force on Feb. 15. Wyoming is 11-1 this season when outrebounding its opponent.

**Waddell in the CBI:** Senior center Adam Waddell made his second appearance in the CBI last Wednesday and collected his second double figure scoring game. He posted 11 points, seven rebounds, two blocks and two steals in UW's 2009 CBI game versus Northeastern and followed with 13 points, two rebounds and one block against NDSU.

**A Historic Home Season:** The Cowboys have crafted one of the best campaigns in Arena-Auditorium history during 2011-12. UW's 78-75 win over NDSU moved the Pokes to 16-3 at home this season to tie the record for most Double A wins in a season. The mark ties Wyoming's 16 wins during the 1985-86 season. In the 13 years of the MW, UW holds a 145-54 (.728) record in home contests and is 329-116 (.739) overall in the AA.

**Luster Approaching Single-Season Assist List....Again:** As a sophomore, senior guard JayDee Luster notched 126 assists during the 2009-10 season to tie for 10th on UW's single-season assist list. Now he is approaching the mark again. He has dished out 119 during 2011-12 to average 3.7 per game. For a list of the top 10, check page seven.



**Waddell In Top-10 Blocks:** Senior Adam Waddell has entered Wyoming's top-10 list for career blocks. He currently has 92 total (31 in 2011-12) to sit ninth.

UW's top-10 career block leaders:

1. Theo Ratliff (1992-95)	425
2. Justin Williams (2005-06)	244
3. Josh Davis (1998-2001)	173
4. Eric Leckner (1985-88)	164
5. Reginald Slater (1989-92)	100
6. Bill Garnett (1979-82)	97
7. Fennis Dembo (1985-88)	95
Djibril Thiam (2008-11)	95
9. Adam Waddell (2007-pres.)	92
10. Uche Nsonwu-Amadi (2001-03)	87

**JayDee Luster Moves Into Career Assists Top-10 List:**

JayDee Luster has cemented his name among the top assist men in Cowboy basketball. Luster currently has 341 career assists to sit eighth on UW's list.

UW's top-10 career assist leaders:

1. Sean Dent, 1984-88	502
2. Brandon Ewing, 2006-09	471
3. Jay Straight, 2002-05	453
4. Chris McMillian, 1999-03	434
5. Fennis Dembo, 1985-88	410
6. Mike Jackson, 1980-83	357
7. Brad Jones, 2006-07	351
8. JayDee Luster, 2007-pres.	341
9. Brett McFall, 1998-01	307
10. LaDrell Whitehead, 1995-97	274

**Luster Ends 09-10 at 10th on UW's Single-Season Assist List:**

JayDee Luster closed out the 2009-10 season tied with Maurice Alexander for No. 10 on UW's single-season assist list. He dished out 126 assists and averaged 4.3 per game.

UW's top-10 single-season assist leaders:

1. Sean Dent, 1986-87	183
2. Sean Dent, 1985-86	166
Brandon Ewing, 2008-09	166
4. Jay Straight, 2004-05	148
5. Maurice Alexander, 1991-92	147
6. Brad Jones, 2006-07	135
7. Chris McMillian, 1998-99	130
8. Mike Jackson, 1991-92	129
9. David Murray, 1992-93	128
10. Maurice Alexander, 1990-91	126
JayDee Luster, 2009-10	126

**Luster A Top Assist Man in MW:**

Senior JayDee Luster has been one of the best assist men in the MW over his three-year career at Wyoming. As a junior in 2010-11, he ended the season ranked ninth in the MW in assists per game with 3.43. He also ranked seventh in the league in assists to turnover ratio with a ratio of 1.75 to 1. He dished out 96 assists and committed just 55 turnovers on the season. As a sophomore in 2009-10, Luster ended the season ranked fifth in the MW with 4.3 assists a game.

**Blocks for the Big Men:** Senior center Adam Waddell and redshirt junior forward Leonard Washington have been a force to deal with inside for the Pokes this season. The duo combined for three blocks against NDSU last Wednesday for the 11th time this season the two have notched at least three in a game. Waddell and Washington currently sit first and third in the MW in blocks, respectively.

**Mark It Down for Martinez:** One of the best shooters beyond the arc in the Mountain West, redshirt junior guard Luke Martinez has a healthy streak of three-pointers going on. He has knocked home at least one trey in 28 consecutive games for the longest active streak in the conference. Martinez currently ranks first in the MW and 54th in the nation in threes per game at 2.58.

**Record Book Update:** Seniors Adam Waddell and JayDee Luster continued to make their mark on UW last Wednesday against NDSU. Waddell appeared in his 123rd game as a Cowboy to stay seventh on UW's all-time games played list and posted one block to stay ninth on UW's all-time blocks list with 92. Luster stayed 14th on UW's all-time starts list with 80 and is still eighth in all-time assists with 341.

**A 20-Win Season:** Basketball fans often use the 20-win mark to judge the success of a season, and by those standards the Cowboys have notched a great 2011-12 campaign. UW's 71-59 win over TCU on Feb. 28 gave the Pokes their first 20-win season since a 21-11 mark in 2002-03 and fifth 20-win season since 1990. The Cowboys have accomplished the feat 19 times in their 106-year history.

**Luster Headlines Wyoming's All-Mountain West Honorees:** Wyoming senior guard JayDee Luster was named the Mountain West Defensive Player of the Year and two other Cowboys earned All-MW honors, as the conference office released the awards on March 5. Luster also claimed All-Defensive Team and Honorable Mention All-MW in a vote of the league head coaches and media, while redshirt junior forward Leonard Washington was named to the Second Team and senior guard Francisco Cruz was Honorable Mention.

**A Bonus From the Bench:** After having a rough offensive stretch during the middle of the conference season, the Wyoming bench has played nicely over the last six games. The Cowboys subs are averaging 16.6 points in UW's last six games, including a season-high 34 points against TCU on Feb. 28. The UW bench has outscored the opponent bench twice in the last five games, while UW's 11-5 bench advantage over UNLV on March 8 was just UW's second loss of the season with more bench points (7-2).

**Sailors Selected to NCBA Hall of Fame:** Kenny Sailors, the inventor of the jump shot, the 1943 National Player of the Year at the University of Wyoming and the oldest living Most Outstanding Player of the NCAA Tournament is one of 10 individuals who have been selected to the National Collegiate Basketball Hall of Fame Induction Class of 2012.

Sailors led Wyoming to the 1943 NCAA Championship, while being named the National Player of the Year and the Most Outstanding Player in the '43 NCAA Tournament. He is also credited with creating the jump shot.

Sailors, who turned 91 on Jan. 14, 2012, and his former head coach, Everett Shelton, are the only two representatives from the state of Wyoming in the National Collegiate Basketball Hall of Fame. Shelton was inducted in the inaugural class of the National Collegiate Basketball Hall of Fame in 2006.

**One of the Top Defenses in the Nation:** Although Wyoming has slipped in the national rankings because of improved opponents during the conference season, the Cowboys are still forcing opponents off the three-point line and into tough two-point shot attempts. In the last NCAA rankings, UW was sixth in the nation in scoring defense at 56.1 points per game and 36th in three-point field goal percentage defense at 30.8. Both marks rank in the top three of the Mountain West. The Cowboys were the last team in the nation to allow more than 60 points.

**Don't Forget About the Offense:** Known for its defense first, Wyoming has played some solid ball on the offensive side, as well. The Cowboy offense was 35th in the last NCAA rankings in free throw percentage (74.1), 34th in turnover margin (+2.6) and 40th in turnovers per game (11.8). Four Cowboys reached double figures against UNLV on Feb. 4 for the fourth time UW has accomplished the feat this season and first time all four scored at least 14.

**Keeping It Close:** The Cowboys suffered their worst loss of the conference season at UNLV on March 3, but it says something about Wyoming that the margin of defeat was only 11 points. The Pokes lost by more than 20 points four times during the 2010-11 conference





### **Wyoming MBB Interview Policy:**

- Interviews, either in person or via telephone, with members of Wyoming's men's basketball coaching staff and student-athletes must be coordinated through Assistant Media Relations Director Amil Anderson at least one day in advance.
- Home and/or cell phone numbers will not be provided to the media, by the coaches, student-athletes, or the athletic department. Media are asked not to request an individual's personal contact information, including e-mail and cell number, but rather to contact Amil.

### **Shyatt Signs Four with Cowboy Basketball:**

University of Wyoming coach Larry Shyatt announced on Wednesday, Nov. 9, that three recruits have signed a National Letter of Intent to join the Cowboys. Josh Adams of Parker, Colo., Austin Haldorson of Highlands Ranch, Colo., and Jason McManamen of Torrington, Wyo., will begin their UW career during the 2012-13 academic year.

Wyoming will have two scholarships left for the late signing period in April.

#### **Josh Adams - Guard - Parker, Colo.**

One of the top point guards in the state of Colorado, Josh Adams has used his physical skills and aggressive play at 6'1" and 175 pounds to lead Chaparral High School under coach Rob Johnson.

#### **Austin Haldorson - Forward - Highlands Ranch, Colo.**

A 6'9", 190-pound forward, Austin Haldorson will add size and talent to the 2012-13 Wyoming class. He is ranked as the seventh best prep player in Colorado by ESPN, with a Scouts Grade of 80 points out of a possible 100.

#### **Jason McManamen - Guard - Torrington, Wyo.**

The top 2012-13 basketball prospect in the state of Wyoming, Jason McManamen has been a standout 6'6", 175-pound shooting guard for coach Jon Rakiecki at Torrington High School. He has been named All-Conference and All-State the past two seasons, while earning All-Tournament honors in 2011.

#### **Matt Sellers - Center - Champlin Park, Minn.**

A 6'10" center, Matt Sellers played last season for coach Trace Bevell at Western Wyoming Community College in Rock Springs. Sellers will start classes at Wyoming during the spring semester, but will sit out of competition. He will have three years of eligibility beginning in the fall of 2012.

season. In 2011-12, all eight of UW's MW losses have been by less than 11 points and in six of those eight losses the Pokes were within two possessions (six points) with less than five minutes to go in the game.

**Taking Care of the Ball:** Wyoming has really taken care of the ball this season, including committing the fewest turnovers by a team in a single game this season with one against TCU on Feb. 28. The previous team to commit no more than one turnover in a game was Bucknell on Jan. 13, 2010, against American. The Cowboys have committed less than 10 turnovers in 11 contests during 2011-12 to rank 40th in the nation at 11.8 per game. UW also claimed a season-high 18 assists versus the Horned Frogs and currently lead the MW in turnover margin at +2.6.

**Luster A Leading Man:** Senior JayDee Luster has been a top performer for Wyoming all season, but he put forth his best effort of the season against TCU on Feb. 28. Luster notched a season-high eight assists with no turnovers and two steals. He currently has 119 assists and 50 turnovers to lead the MW and rank 29th in the nation in assist-turnover ratio.

**Big Crowds for the Cowboys:** Wyoming's crowd of 5,174 on Feb. 28 against TCU was UW's sixth crowd of more than 5,000 during the conference season. The Cowboys are averaging 5,078 fans per home game this season, their best since the 2008-09 season.

**Assists for Paco:** Known primarily as a shooter, Francisco Cruz has shown he can create shots for his teammates recently as well. Cruz tied a season high with five assists against TCU on Feb. 28. Cruz currently ranks second on the team at 2.3 assists per game, while ranking third in the MW field goal percentage (46.2) and seventh in minutes (32.3).

**More on the Minutes:** Senior center Adam Waddell battled several nagging injuries that forced him to miss time last season, but he has been a rock for UW this season. Waddell averaged 17.7 minutes per game with 23 appearances and three starts in 2010-11, but is putting in more than 27 minutes per contest this season and has started all 30 games. He logged a career-high 42 minutes at San Diego State on Feb. 22.

**It's All About Percentages:** Wyoming's lock-down defense has led to some impressive numbers. The Pokes have held 14 of their 31 opponents below 40 percent from the field, while UW has held 15 foes below 30 percent beyond the arc this year. On Feb. 28, Wyoming limited TCU to 27 percent (6-of-22) from deep.

**A Lot of Talent and a Little Luck:** Forward Larry Nance Jr. has proven he's a talented player, coming off the bench as UW's sixth man as a true freshman, but a little luck propelled him to a career-high nine points at San Diego State on Feb. 22. Nance banked in a three with one second left on the shot clock for UW's first triple of the game and went on tie a career high with three field goals. His previous high was eight on three different occasions. Nance also pulled down four rebounds in a career-high 31 minutes of action and is currently the second-leading freshman rebounder in the MW at 4.0 per game.

**Winning the Stat Battle:** Wyoming has won several statistical battles this season en route to its winning record. The Cowboys are 19-1 when they have more assists and 20-2 when they shoot better from the field, including 17-3 when shooting better from three. UW is also 11-1 when outrebounding its foe and 17-2 when committing fewer fouls.

**Martinez's Thefts:** One of the top three-point shooters in the MW, redshirt junior guard Luke Martinez has equal value on the defensive end also. Martinez tied a season high with five steals at New Mexico on Feb. 11, a feat he also accomplished in UW's 65-54 win at Colorado on Dec. 9. He has notched 16 games with more than two steals this season, including six with more than three. He currently ranks fourth in the MW at 1.7 per game.

**Big Man on the Boards:** An all-around athlete, redshirt junior forward Leonard Washington hit the boards hard against TCU on Feb. 28. He collected 12 rebounds against the Horned Frogs, including three offensive boards, to reach double figures for the fourth time this season. He currently ranks fourth in the MW in defensive rebounds at 5.3 per game, while his 6.9 total rebounds per game are sixth in the MW.

**Marquee Victories:** Wyoming has notched several victories this season that have garnered national attention. At the top of the list is a 68-66 upset of No. 11/13 UNLV on Feb. 4 in Laramie for UW's first win over a ranked foe since defeating sixth-ranked Gonzaga, 73-66, in the first round of the 2002 NCAA Tournament. The Cowboys also earned a 65-54 win at Colorado on Dec. 9 to break CU's 27 game non-conference winning streak in Boulder and defeated rival Colorado State, 70-51, on Jan. 21 in Laramie.





### Three Cowboys are Members of the 500-Point Club--Cruz, Muojeke and Waddell:

There are three members of the 2011-12 Wyoming Cowboy basketball team who have scored at least 500 points during their careers in the Brown and Gold. Those Cowboys include seniors **Francisco Cruz**, **Afam Muojeke** and **Adam Waddell**. Muojeke has scored 834 points, Waddell has scored 861 and Cruz has 703.

### Adam Waddell Matches All-Time MW Record with 22 Rebounds Against Utah in 2010:

**Adam Waddell** had a career night as the Cowboys beat Utah on January 27, 2010. The Cody, Wyo. native matched the Mountain West's all-time single-game record with 22 rebounds. He also scored 13 points to record his first career double-double.

Those 22 rebounds are the second most in a single game in Arena-Auditorium history. They also match the sixth most in Wyoming history. Reginald Slater, UW's all-time rebounding leader, holds both records with a 27 rebound night against Troy State on Dec. 14, 1991.

### Afam Muojeke Is the Best Freshman Scorer in Mountain West History:

Afam Muojeke became the best freshman scorer in the history of the Mountain West during the 2008-09 season. He scored 454 points during his freshman season.

Four Cowboys, Afam Muojeke, Brandon Ewing, Desmar Jackson and Jay Straight, all rank among the top-15 freshman scorers in league history. Muojeke broke the record in 2008-09 by scoring 454 points. Ewing broke the record during his freshman season of 2005-06 by scoring 423 points and currently ranks No. 3. Desmar Jackson ranks No. 9 with 366 points during the 2009-10 season and Jay Straight ranks 16th on the list with 285 points during his freshman year of 01-02.

### Afam Muojeke Was One of the Top Freshmen in the Nation:

In 2008-09, Afam Muojeke was honored as one of the top freshmen in the nation. He was selected as the Mountain West's Freshman of the Year by the league's coaches and media. He was also selected as an Honorable Mention All-Freshman by Collegehoops.net, becoming one of only 34 freshman in the nation to be recognized. He was named an All-Freshman by Rivals.com for all leagues outside the ACC, Big East, Big Ten, Big XII, Pac 10 and SEC.

**Double-Figure Scorers:** On the 2011-12 Cowboy team, there are eight different individuals who have scored in double figures during their careers. Those Cowboys include -- **Arthur Bouëdo**, **Francisco Cruz**, **Derrious Gilmore**, **JayDee Luster**, **Luke Martinez**, **Afam Muojeke**, **Adam Waddell** and **Leonard Washington**.

<u>Current Double-Figure Scorers</u>	<u>Double-Figure Games in 2011-12</u>	<u>Career Double-Figure Games</u>
Arthur Bouëdo	2	7
Francisco Cruz	20	36
Derrious Gilmore	1	1
JayDee Luster	4	12
Luke Martinez	22	22
Afam Muojeke	0	38
Adam Waddell	15	35
Leonard Washington	21	21
Totals	84	171

**Twenty-Point Pokes:** Four members of the Cowboy squad have scored 20 or more points in a single-game at some point in their career. Those Cowboys include -- **Francisco Cruz**, **Luke Martinez**, **Afam Muojeke** and **Leonard Washington**.

<u>Current 20-Point Pokes</u>	<u>20-Point Games in 2011-12</u>	<u>Career 20-Point Games</u>
Francisco Cruz	3	4
Luke Martinez	3	3
Afam Muojeke	0	11
Leonard Washington	4	4
Totals	10	22

**Thirty-Point Pokes:** Afam Muojeke, Francisco Cruz and Leonard Washington are the only members of this year's team to score 30 points in a game.

<u>Current Thirty-Point Pokes</u>	<u>Thirty-Point Games in 2011-12</u>	<u>Career 30-Point Games</u>
Francisco Cruz	1	1
Afam Muojeke	0	3
Leonard Washington	1	1
Totals	2	5

**Double-Figure Rebounders:** Three current Cowboys have recorded double-figure rebounding games -- **Luke Martinez**, **Afam Muojeke**, **Adam Waddell** and **Leonard Washington**.

<u>Current Double-Figure Rebounders</u>	<u>Double-Figure Games in 2011-12</u>	<u>Career Double-Figure Games</u>
Luke Martinez	1	1
Afam Muojeke	0	2
Adam Waddell	0	4
Leonard Washington	7	7
Totals	8	14

**Double-Doubles:** Three Cowboys on the 2011-12 squad have recorded a double-double during their Wyoming careers -- **Afam Muojeke**, **Adam Waddell** and **Leonard Washington**.

<u>Current Double-Double Pokes</u>	<u>Double-Double Games in 2011-12</u>	<u>Career Double-Doubles</u>
Afam Muojeke	0	1
Adam Waddell	0	2
Leonard Washington	6	6
Totals	6	9

### Wyoming Has Won 73 Percent of Its Home Games During the 13 Seasons of the MW:

The Cowboys have enjoyed great home success in the 13 years they have been members of the Mountain West.

Wyoming has built a 145-54 (.728) home record over the past 13 seasons, and in games against non-conference opponents, the home record is even more outstanding.

The Wyoming Cowboys have played 102 non-conference home games in the 13 seasons. Over that span, only 15 non-conference opponents have been able to win in Wyoming's Arena-Auditorium. UW holds an amazing 87-15 (.852) home record versus non-conference opponents during that span.

Against conference opponents during that 13-year era, the Pokes have posted an impressive conference home record of 58-39 (.597).



## Wyoming Has Played in the Postseason Five Times in MW Era:

Wyoming has appeared in postseason tournaments in five out of 13 seasons, since joining the Mountain West. Wyoming is 3-4 in postseason games during the MWC era -- 1-1 in NCAA Tournament games, 1-2 in NIT games and 1-1 in CBI games. Here is a history of UW's postseason appearances since joining the MW.

### Year and Tournament

2012 CBI				
North Dakota St.	H	W	78-75	3-4
Washington St.	A	TBA		
2009 CBI				
Northeastern	H	L	62-64	2-4
2003 NIT				
North Carolina	A	L	74-90	2-3
E. Washington	H	W	78-71	2-2
2002 NCAA				
Arizona	N	L	60-68	1-2
Gonzaga	N	W	73-66	1-1
2001 NIT				
Pepperdine	H	L	69-72	0-1

## Wyoming Versus Mountain

**West Teams All-Time:** The Wyoming Cowboys hold a **336-261 (.563) record** all-time versus current Mountain West member institutions.

Mountain West Teams	UW's All-Time Record Versus
Air Force	73-31 (.701)
Boise State	10-5 (.666)
Colorado State	128-89 (.589)
New Mexico	64-61 (.512)
San Diego State	37-34 (.521)
TCU	9-11 (.450)
UNLV	15-30 (.340)
Totals	336-261 (.563)

## Wyoming Versus Mountain

**West Teams in MW Play:** The Wyoming Cowboys hold a **76-85 (.475) record** versus current Mountain West teams since the conference began play in the 1999-2000 season. This record includes all regular-season MW games and all MW Tournament games.

Mountain West Teams	UW's MW Record Versus
Air Force	17-13 (.566)
Boise State	2-0 (1.000)
Colorado State	16-13 (.551)
New Mexico	13-14 (.481)
San Diego State	13-16 (.448)
TCU	7-8 (.466)
UNLV	8-21 (.285)
Totals	76-85 (.475)

**Wyoming Cowboys' Championship History:** The Cowboys have won two Mountain West Conference Championships in the 12 seasons UW has been a member.

Wyoming won its 18th conference championship, capturing the 2001-02 Mountain West title outright. It was Wyoming's 16th regular-season championship in men's basketball. UW's other two conference championships came in the form of conference tournament titles in 1987 and '88. The Cowboys also tied for the MW regular-season title in the 2000-01 season with Brigham Young and Utah.

### Wyoming's Conference Championship History

Season	Conference	Coach	Postseason Appearance
2001-02	Mountain West	Steve McClain	NCAA Second Round
2000-01	Mountain West	Steve McClain	NIT First Round
1987-88	Western Athletic*	Benny Dees	NCAA First Round
1986-87	Western Athletic*	Jim Brandenburg	NCAA Sweet 16
1985-86	Western Athletic	Jim Brandenburg	NIT National Runnerup
1981-82	Western Athletic	Jim Brandenburg	NCAA Second Round
1980-81	Western Athletic	Jim Brandenburg	NCAA Second Round
1968-69	Western Athletic	Bill Strannigan	NIT First Round
1966-67	Western Athletic	Bill Strannigan	NCAA Consolation Round
1957-58	Skyline	Everett Shelton	NCAA First Round
1952-53	Skyline	Everett Shelton	NCAA Consolation Round
1951-52	Skyline	Everett Shelton	NCAA Second Round
1948-49	Skyline	Everett Shelton	NCAA Consolation Round
1946-47	Skyline	Everett Shelton	NCAA Consolation Round
1945-46	Skyline	Everett Shelton	
1942-43	Skyline	Everett Shelton	NCAA Champions
1940-41	Skyline	Everett Shelton	NCAA Consolation Round
1931-32	Rocky Mountain Athletic	Willard Witte	

\*Indicates Western Athletic Conference Tournament Championships.

The Skyline Conference's formal name was the Mountain States Athletic Conference.

**Cowboys Own Fourth-Best Regular-Season Record in MW Play:** The Wyoming Cowboys have been one of the top programs in the Mountain West since it was formed 13 years ago. Below is a breakdown of the Cowboys' success.

### Mountain West Conference All-Time Regular-Season Records (Through 2011-12 Season)

Team	MW Conference Record	Home	Away
UNLV	122-72 (.628)	77-20	45-52
New Mexico	107-87 (.551)	71-26	36-61
SDSU	104-90 (.536)	65-32	39-58
<b>Wyoming</b>	<b>84-110 (.432)</b>	<b>58-39</b>	<b>26-71</b>
Air Force	74-120 (.381)	51-46	23-74
Colorado State	67-127 (.345)	47-50	20-77
TCU	30-80 (.272)	24-31	6-49
Boise State	3-11 (.214)	2-5	1-6

### MW Regular Season Titles

BYU - 6 (T2001, T03, 07, 08, T09, T11)  
 Utah - 5 (T2000, T01, T03, 05, T09)  
 New Mexico - 3 (T2009, 10, T12)  
 San Diego State - 3 (2006, T11, T12)  
**Wyoming - 2 (T2001, 02)**  
 Air Force - 1 (2004)  
 UNLV - 1 (Tie 2000)

### MW Conference Tournament Titles

SDSU - 4 (2002, 06, 10, 11)  
 UNLV - 3 (2000, 07, 08)  
 Utah - 2 (2004, 2009)  
 New Mexico - 2 (2005, 12)  
 Colorado State - 1 (2003)  
 BYU - 1 (2001)

### Postseason Bids

Since Formation of MW	NCAA	NIT	CBI	Best Finish
UNLV 11 in 13 seasons	2000,07,08,10,11,12	02,03,04,05,09	NA	NCAA Sweet 16, 2007
UNM 9 in 13 seasons	2005,10,12	00,01,02,08,09,11	NA	NIT 3rd Round, 2001
SDSU 9 in 13 seasons	2002,06,10,11,12	03,07,08,09	NA	NCAA Sweet 16, 2011
UW 5 in 13 seasons	2002	2001,03	2009,12	NCAA 2nd Round, 2002
AFA 4* in 13 seasons	2004,06	2007	NA	NIT Semifinals, 2006
CSU 4 in 13 seasons	2003,12	2011	2010	NCAA 1st Round, 2003
TCU 1 in 7 seasons	NA	2005	NA	NIT 2nd Round, 2005
BSU 0 in 1 season	NA	NA	NA	NA

\* - Air Force also qualified for the CIT in 2011.



## The "Dome of Doom" Opens Doors for 30th Full Season

The 2011-12 season marks the 30th season that the Arena-Auditorium has been home to Wyoming basketball. Whether you call it the Arena-Auditorium, the Double A or "The Dome of Doom," Wyoming fans have created an atmosphere that has helped Wyoming win **73.8 percent** of its home games.

The Cowboys record in the Double A breaks down as follows:

**Overall Arena-Auditorium Record: 329-116 (.739)**  
**Conference Record in AA: 153-83 (.648)**  
**Non-conference Record in AA: 176-33 (.842)**

During the 13 seasons of the MW era, Wyoming's record in the Double A is as follows:

**Record in the AA Since Joining MW: 145-54 (.728)**  
**MW Record in AA: 58-39 (.597)**  
**Non-conference Record in AA: 87-15 (.852)**

### Wins on National Television Since the 1995-96 Season

Feb. 21, 2005 69-65 Win over SDSU on **ESPN Big Monday**  
 Jan. 17, 2005 83-71 Win over BYU on **ESPN Big Monday**  
 March 3, 2003 69-66 Win over UNLV on **ESPN Big Monday**  
 Feb. 28, 2000 88-61 Win over Utah on **ESPN Big Monday**  
 Feb. 27, 1999 79-76 Win over UNLV on **ESPN**  
 Jan. 4, 1997 89-61 Win over BYU on **ESPN2**  
 Feb. 12, 1996 80-76 Win over Utah on **ESPN Big Monday**  
 Jan. 13, 1996 61-58 Win over New Mexico on **ESPN2**

### Wins Over Top-25 Ranked Teams Since the 1995-96 Season

Feb. 4, 2011 68-66 Win over No. 11 ranked UNLV  
 Feb. 28, 2000 88-61 Win over No. 24 ranked Utah  
 Jan. 14, 1999 96-93 Win over No. 20 ranked TCU  
 Feb. 12, 1998 62-56 Win over No. 5 ranked Utah  
 Jan. 10, 1998 58-55 Win over No. 10 ranked New Mexico  
 Feb. 12, 1996 80-76 Win over No. 7 ranked Utah  
 Jan. 13, 1996 61-58 Win over No. 25 ranked New Mexico

### Wins Over Nationally-Prominent Coaches Since 1995-96

Jan. 8, 2011 67-66 Win over New Mexico's Steve Alford  
 Jan. 9, 2010 85-83 Win over San Diego State's Steve Fisher  
 Feb. 18, 2009 77-68 Win over UNLV's Lon Kruger  
 Jan. 10, 2007 86-76 (1ot) Win over UNLV's Lon Kruger  
 March 2, 2002 57-56 Win over Utah's Rick Majerus  
 Feb. 28, 2000 88-61 Win over Utah's Rick Majerus  
 Feb. 12, 1998 62-56 Win over Utah's Rick Majerus  
 Feb. 12, 1996 80-76 Win over Utah's Rick Majerus  
 Jan. 19, 1995 63-56 Win over Utah's Rick Majerus  
 Feb. 5, 1994 60-55 Win over Utah's Rick Majerus  
 Jan. 14, 2009 83-79 Win over San Diego State's Steve Fisher  
 Feb. 17, 2007 80-71 Win over San Diego State's Steve Fisher  
 Feb. 21, 2005 69-65 Win over San Diego State's Steve Fisher  
 Jan. 26, 2004 79-71 Win over San Diego State's Steve Fisher  
 Feb. 3, 2001 101-66 Win over San Diego State's Steve Fisher  
 Jan. 29, 2000 93-87 Win over San Diego State's Steve Fisher  
 Dec. 19, 2002 77-63 Win over South Carolina's Dave Odom  
 Jan. 14, 1999 96-93 Win over TCU's Billy Tubbs  
 Jan. 8, 1998 65-46 Win over UTEP's Don Haskins  
 Jan. 15, 1996 72-68 Win over UTEP's Don Haskins  
 Jan. 25, 1997 87-74 Win over Fresno State's Jerry Tarkanian  
 Jan. 27, 1996 96-81 Win over Fresno State's Jerry Tarkanian

### Wyoming's Home Record in Arena-Auditorium History

*(The Arena-Auditorium opened for the last game of the 1981-82 season when Wyoming defeated Air Force 59-29 on Feb. 20, 1982)*

Season	Overall Home Records	Conference Home Records	Conference Tournament Records	NIT Records	CBI Records
2011-12	16-3 (.842)	4-3 (.571)			1-0 (1.000)
2010-11	10-7 (.588)	3-5 (.375)			
2009-10	9-9 (.500)	3-5 (.375)			
2008-09	12-4 (.800)	5-3 (.625)			0-1 (.000)
2007-08	8-6 (.571)	3-5 (.375)			
2006-07	12-2 (.857)	6-2 (.750)			
2005-06	9-8 (.529)	3-5 (.375)			
2004-05	11-3 (.786)	5-2 (.714)			
2003-04	10-5 (.667)	4-3 (.571)			
2002-03	12-3 (.800)	4-3 (.571)		1-0 (1.000)	
2001-02	13-1 (.929)	6-1 (.857)			
2000-01	11-2 (.846)	6-1 (.857)		0-1 (.000)	
1999-2000	12-1 (.923)	6-1 (.857)			
1998-99	12-2 (.857)	6-1 (.857)		1-0 (1.000)	
1997-98	13-2 (.867)	6-1 (.857)		0-1 (.000)	
1996-97	8-3 (.727)	6-2 (.750)			
1995-96	10-4 (.714)	7-2 (.778)			
1994-95	9-5 (.643)	6-3 (.667)			
1993-94	8-5 (.615)	5-4 (.556)			
1992-93	9-4 (.692)	5-4 (.556)			
1991-92	9-4 (.692)	5-3 (.625)			
1990-91	13-5 (.722)	4-4 (.500)	1-1 (.500)	1-0 (1.000)	
1989-90	9-5 (.643)	4-4 (.500)			
1988-89	10-6 (.625)	3-5 (.375)			
1987-88	13-1 (.929)	7-1 (.875)			
1986-87	11-3 (.786)	6-2 (.750)			
1985-86	16-3 (.842)	7-1 (.875)	2-1 (.667)	3-0 (1.000)	
1984-85	12-4 (.750)	5-3 (.625)			
1983-84	11-3 (.786)	6-2 (.750)	1-0 (1.000)		
1982-83	10-3 (.769)	6-2 (.750)			
1981-82	1-0 (1.000)	1-0 (1.000)			
Totals	329-116 (.739)	153-83 (.648)	4-2 (.667)	6-2 (.750)	1-1 (.500)





## Head Coach Larry Shyatt



On Thursday, March 31, **Larry Shyatt** was announced as the 21st head basketball coach in Wyoming Cowboy history by University of Wyoming Athletics Director Tom Burman.

Shyatt, a proven winner at the highest level of college basketball, comes to Wyoming from Florida, where he was the associate head coach of the Gators. This marks Shyatt's second stint at Wyoming, as he was formerly the head coach of the Cowboys in 1997-98.

Shyatt returns to Wyoming after being a part of the University of Florida coaching staff for the past seven seasons, joining the Gators' staff on May 10, 2004. During his time at Florida, the Gators won the 2006 and 2007 NCAA National Championships, won Southeastern Conference (SEC) tournament championships in 2005, 2006 and 2007 and won SEC regular-season titles in 2007 and 2011. In 2011, the Gators advanced to the "Elite Eight" of the NCAA Tournament. When Florida won back-to-back NCAA titles in 2006 and 2007, it became only the seventh men's basketball program in college basketball history to win back-to-back NCAA Championships. Over Shyatt's seven seasons in Gainesville, the Gators posted a record of 191-63 (.752), which was the best record in the SEC during that span of time, and they averaged 27 wins per season.

In his one season guiding the Wyoming basketball program in 1997-98, Shyatt took over a team that was 12-16 the year prior to his arrival and guided the Cowboys to a 19-9 (.678) record and an appearance in the 1998 National Invitation Tournament (NIT). Also during the 1997-98 campaign,

Shyatt's Cowboys defeated eventual NCAA National Runner-up Utah by a score of 62-56 in Laramie. The Cowboys, who had been picked fifth out of eight teams in the Mountain Division of the Western Athletic Conference preseason poll, finished the season in third place behind Utah and New Mexico, posting a 9-5 conference mark. Wyoming also defeated the Lobos in Laramie that season. Shyatt was named the WAC Mountain Division Coach of the Year in 1998, and was selected by his peers as the National Association of Basketball Coaches (NABC) District 13 Coach of Year. His '97-'98 Cowboys posted a 13-2 (.867) home record and were 6-1 (.857) in conference home games.

Shyatt's enthusiasm and involvement with Cowboy fans and the UW student body, combined with his team's blue-collar style of play, resulted in the Pokes attracting an average of 7,084 fans to home games. Included in that attendance were two crowds of over 10,000 -- 11,014 versus Colorado State and 12,201 against BYU.

Known as one of the outstanding basketball minds in the country, Shyatt was named by Basketball Times as the top assistant coach in the nation four different times. The respect he has among his college coaching peers resulted in him being the first assistant coach to be named to the National Association of Basketball Coaches (NABC) Board of Directors from 1987-90. Shyatt also has an outstanding reputation as a recruiter. During his time at Wyoming, the student-athletes he and his Wyoming staff brought to Laramie included: Anthony Blakes (NABC Second Team All-District, Second Team All-WAC), Josh Davis (Associated Press Honorable Mention All-American, NABC First Team All-District, First Team All-WAC), LeDarion Jones (First Team Academic All-District VII), Brett McFall (UW Career Top 10 in 3-Point FGs and Assists), Chris McMillian (UW Career Top 10 in Assists and Steals) and Ugo Udezue (Second Team All-WAC). He also coached two players at Wyoming who earned individual honors in Jeron Roberts (NABC Second Team All-District, First Team All-WAC) and Gregg Sawyer (Second Team All-WAC).

During his 35 years as a college coach, Shyatt has been a part of 22 teams that earned postseason bids. Of those 22 postseason teams, 10 made NCAA Tournament appearances, with four advancing to the "Sweet 16", three to the "Elite Eight" and two to the "Final Four". He coached 12 teams to National Invitation Tournament (NIT) appearances. Three of those NIT teams advanced to the semifinals at Madison Square Garden in New York City, and one played in the NIT Championship Game.

Between his time at Wyoming and Florida, Shyatt was the head coach at Clemson University for five seasons from 1998-2003. His first season as head coach of the Tigers, Shyatt led them to a 20-win season (20-15). The Tigers advanced to the 1999 NIT Championship Game before losing by one point, 60-61, to California. With his 20 wins that season, Shyatt became only the fourth first-year coach in Atlantic Coast Conference (ACC) history to guide his team to a 20-win season. Also during his time as head coach at Clemson, the 2000-01 team set a school record for three-point field goals in a season and recorded one of the biggest wins in school history with a 75-65 win over No. 1 ranked North Carolina on Feb. 18, 2001, breaking an 18-game losing streak to the Tar Heels. His record at Clemson was 70-84.

Shyatt served as the Associate Head Coach at Clemson for three seasons from 1994-1997 under now University of Texas head coach Rick Barnes. His final season at Clemson, he helped the Tigers advance to the "Sweet 16" of the NCAA Tournament, before losing in the NCAA Regional Semifinals to Minnesota, 84-90, in double overtime. Clemson also earned a bid to the NCAA Tournament the year prior (1995-96). During those three seasons, the Tigers posted a record of 56-34.

Before moving to Clemson, Shyatt was an assistant on Barnes' staff at Providence College for six seasons from 1988-1994. Providence advanced to postseason play five of those six seasons, including three NCAA and two NIT bids. The 1992-93 squad earned its way to the NIT Semifinals in New York City. The 1993-94 Friars captured the Big East Conference Tournament Championship, on way to a 20-10 record and an NCAA Tournament berth. Providence's record during that six-year period was 108-76.

Shyatt also brings with him experience coaching in the West. In addition to serving as head coach at Wyoming, Shyatt was an assistant coach at Utah (1975-76) and associate head coach at New Mexico (1982-1988). The Utes posted a 19-8 (.704) record in '75-'76 and tied for second in the WAC. The Lobos won 20 games three times during the six-year span Shyatt coached in Albuquerque, and appeared in five consecutive NITs from 1984-88. Between his time at Utah and New Mexico, Shyatt returned to his hometown of Cleveland, Ohio, serving as an assistant coach at Cleveland State for six seasons (1976-1982). Over his final three seasons at Cleveland State, he helped the Vikings win 17, 18 and 17 games, respectively.

After playing college basketball at The College of Wooster for two years (1970 and 71), Shyatt had already made up his mind that coaching was the career he wanted to pursue. He became a student assistant coach at Wooster, and upon receiving his bachelor's degree in physical education, he was hired as a graduate assistant coach at the University of Akron. He served as a graduate assistant coach at Akron for two seasons (1973-74 and 1974-75) while completing his master's degree in secondary education. The next year he earned his first full-time coaching position at Utah.

Shyatt (April 8, 1951) will be 60 years old when the 2011-12 season begins. He and his wife, the former Pam Moore, have three sons -- Jeremy (May 15, 1981), Geoffrey (Jan. 5, 1984) and Philip (May 11, 1986). Jeremy, who will serve as an assistant coach for his Dad at Wyoming, completed his second season as an assistant coach at the University of North Florida under head coach and former Wyoming assistant coach Matthew Driscoll in 2011. Prior to coaching at North Florida, Jeremy was the Director of Basketball Operations at VCU (Virginia Commonwealth University), and before that held the same position at East Carolina University.



## Coaching Highlights

### **NCAA Championship Teams**

- 2007 NCAA Champions at Florida as an Assistant Coach
- 2006 NCAA Champions at Florida as an Assistant Coach

### **Larry Shyatt's Coaching Honors**

- 2007-10 Named the Top Assistant Coach in the Nation Four Times by the Basketball Times
- 1998 National Association of Basketball Coaches (NABC) District 13 Coach of the Year as Head Coach at Wyoming
- 1998 Western Athletic Conference Mountain Division Coach of the Year as Head Coach at Wyoming
- 1987-90 First Assistant Coach Named to the National Association of Basketball Coaches (NABC) Board of Directors

### **Larry Shyatt's Coaching History**

<u>Seasons</u>	<u>School</u>	<u>Coaching Position</u>
2011-	Wyoming	Head Coach
2007-11	Florida	Associate Head Coach
2004-07	Florida	Assistant Coach
1998-03	Clemson	Head Coach
1997-98	Wyoming	Head Coach
1994-97	Clemson	Associate Head Coach
1988-94	Providence	Assistant Coach
1982-88	New Mexico	Associate Head Coach
1976-82	Cleveland State	Assistant Coach
1975-76	Utah	Assistant Coach

### **Postseason Coaching Experience**

(**NCAA Tournament:** 2 NCAA National Championships, 2 NCAA Final Four Appearances,  
3 NCAA Elite Eight Appearances, 4 NCAA Sweet 16 Appearances, 10 NCAA Tournament Appearances)  
(**National Invitation Tournament:** 1 NIT National Championship Runner-up, 3 NIT Semifinal Appearances,  
6 NIT Quarterfinal Appearances, 12 NIT Appearances)

- 2011 NCAA Elite Eight at Florida
- 2010 NCAA First Round at Florida
- 2009 NIT Quarterfinals (Final Eight) at Florida
- 2008 NIT Semifinals (Final Four) at Florida
- 2007 NCAA Champions at Florida
- 2006 NCAA Champions at Florida
- 2005 NCAA Second Round at Florida
- 1999 NIT Championship Runner-up (Final Two) at Clemson
- 1998 NIT 1st Round at Wyoming
- 1997 NCAA Sweet 16 at Clemson
- 1996 NCAA 1st Round at Clemson
- 1995 NIT 1st Round at Clemson
- 1994 NCAA 1st Round at Providence
- 1993 NIT Semifinals (Final Four) at Providence
- 1991 NIT Quarterfinals (Final Eight) at Providence
- 1990 NCAA 1st Round at Providence
- 1989 NCAA 1st Round at Providence
- 1988 NIT Quarterfinals (Final Eight) at New Mexico
- 1987 NIT First Round at New Mexico
- 1986 NIT First Round at New Mexico
- 1985 NIT Second Round at New Mexico
- 1984 NIT First Round at New Mexico

### **Conference Championship Teams**

- 2011 SEC Regular-Season Champions, SEC East Champions at Florida
- 2007 SEC Regular-Season Champions, SEC Tournament Champions and SEC East Champions at Florida
- 2006 SEC Tournament Champions at Florida
- 2005 SEC Tournament Champions at Florida
- 1994 Big East Conference Tournament Champions at Providence

### **Education**

- 1975 Akron, Master's Degree in Secondary Education
- 1973 The College of Wooster, Bachelor's Degree in Physical Education

### **Playing Experience**

- 1970-71 The College of Wooster



## Associate Head Coach Scott Duncan



When new University of Wyoming head basketball coach Larry Shyatt began assembling his coaching staff, he didn't have to look far to find his associate head coach. He hired one of his oldest friends, **Scott Duncan**. Duncan comes to Wyoming from UCLA, where he had served as an assistant coach for the past four seasons.

Duncan, who was also an assistant coach at Wyoming with Shyatt during the 1997-98 season, has more than 33 years of experience as a major college basketball assistant coach. A Columbus, Ohio native, he has been associated with Division I programs that have advanced to postseason play in 18 of the last 24 seasons.

Duncan comes to Wyoming from UCLA, where he served as an assistant coach for the Bruins for the last four seasons. During his four years at UCLA, the Bruins went a combined 98-42 overall and 50-22 in Pac-10 Conference play. The Bruins advanced to three NCAA Tournaments--reaching the Final Four in 2008, the Second Round in 2009 and the Sweet 16 in 2011. The 2007-08 Bruins won the Pac-10 regular-season championship, as well as the league's postseason tournament.

Duncan continued to prove himself as a top national recruiter while at UCLA. The 2010 UCLA recruiting class was ranked No. 15 nationally by ESPN.com and the 2009 Bruins' class was ranked No. 4 by Scout.com.

Prior to making the move to UCLA, Duncan was an assistant coach at Oregon for seven years (2000-07).

During his time in Eugene, the Ducks won three Pac-10 titles (the 2002 regular-season championship and the 2003 and 2007 tournament championships). Oregon also reached the "Elite Eight" of the NCAA Tournament twice (2002 and 2007).

Duncan proved himself as a terrific recruiter at Oregon, highlighted by the Ducks' 2004 recruiting class that featured all four freshmen who were ranked among the nation's top-75 players in the country.

Duncan has been honored numerous times as one of the top assistant coaches and recruiters in the country. He was recently named the eighth-best assistant in the country by Hoop Scoop and one of the nation's top-25 recruiters by Rivals.com. In 2001, he was selected as both one of the hardest-working assistant coaches and best recruiters in the nation in a pair of surveys compiled by Rivals.com's Dave Telep. In his coaching career, Duncan has helped attract recruiting classes that have been recognized among the top 25 in the country in 10 of the last 13 years.

Duncan was born on Sept. 18, 1955 in Cleveland, Ohio. He graduated from the College of Wooster (Wooster, Ohio) in 1978 with a degree in physical education and economics. He was a three-year letterman in basketball for the Fighting Scots.

## Assistant Coaches



To say the least, new University of Wyoming head basketball coach Larry Shyatt has a great deal of experience with assistant coach **Jeremy Shyatt**--he is Larry's oldest son.

Jeremy Shyatt, the oldest of Pam and Larry's three sons, comes to Wyoming from North Florida where he has spent the past two seasons as an assistant coach. At North Florida, Shyatt assisted head coach Matthew Driscoll, who was an assistant at Wyoming during the 1997-98 season under Shyatt.

Over the past two seasons at North Florida, Shyatt helped build a resurgence of the Ospreys' basketball program. Over the past two years, North Florida won 28 games. In the four years prior to that, they won just 22 total games.

This past season, UNF finished 15-19 overall and 10-10 in the Atlantic Sun Conference. The 15 wins matched the most in school history and the 10 conference wins also set a school record. The Ospreys fell one game short of the NCAA Tournament, losing to Belmont in the Atlantic Sun Championship game. It marked the first time that North Florida had played in a conference championship game. In addition, North Florida won the Mayan Division of the 2010 Cancun Challenge. Prior to their trip to Cancun, the Ospreys traveled to Wyoming and beat the Cowboys in the Arena-Auditorium.

At UNF, Shyatt was involved in many facets of the program including on-court coaching, recruiting, opponent scouting, team academic progress, housing, camps, skill development and was the team's video coordinator. He helped design the team's basketball locker room, and oversaw their Nike account and student-managers.

Prior to taking the job at UNF, Shyatt spent two seasons at Virginia Commonwealth University as the team's Director of Basketball Operations. During his stint at VCU, the Rams won two regular-season conference championships, advanced to the NCAA Tournament in 2009 and earned an NIT berth in 2008. He helped coach Eric Maynor, the 20th overall selection in the 2009 NBA draft and Larry Sanders, the 15th overall selection in the 2010 NBA draft. Shyatt held the same Director of Basketball Operations title at East Carolina University from 2005-07.

Shyatt was born on May 15, 1981 in Cleveland, Ohio. He is the oldest of three children to Pam and Larry. He has two younger brothers, Geoffrey and Philip.



**Allen Edwards** was named an Assistant Coach for the Wyoming Cowboy basketball program on April 18, 2011. Edwards has tremendous college basketball experience, as he played in three Final Fours at Kentucky and has reached the NCAA Tournament seven times as either a player or assistant coach. He has spent the past nine seasons as a college basketball coach.

Edwards comes to Wyoming from Western Kentucky University, where he spent the 2010-11 season as an assistant coach. The Hilltoppers finished 16-16 overall and 8-8 in the Sun Belt Conference. They won a pair of conference tournament games before losing to North Texas in the semifinals. He coached a pair of First Team All-Sun Belt performers in Sergio Kersch and Steffphon Pettigrew. Each player was also recognized by the National Association of Basketball Coaches as members of the All-District 24 team. Pettigrew was named the Sun Belt Conference Player of the Year by CollegeInsider.com.

Edwards enjoyed a tremendous playing career at Kentucky (1995-98), where he played three seasons under Rick Pitino and one under Tubby Smith. The Wildcats advanced to three straight Final Fours during Edwards' sophomore, junior and senior seasons. They won the national championship in both 1996 and 1998. During his freshman season, Kentucky advanced to the Elite Eight.

In his time in Lexington, Kent., the Wildcats compiled a record of 132-16 and won three Southeastern Conference titles. Edwards averaged 9.2 points, 3.3 assists and 3.3 rebounds a game as a senior and 8.6 points as a junior.

Following his career at Kentucky, Edwards played in both the CBA and the IBL. He returned to Kentucky for the 2002-03 season and completed his degree in sociology while serving as a special assistant to head coach Tubby Smith. The Wildcats finished 16-0 in the SEC that season and advanced to the Elite Eight of the NCAA Tournament.

Edwards is a native of Miami, Fla., and was Florida's Mr. Basketball during his senior season at Miami Senior High School. Edwards and his wife LaTanya have a daughter, Mai'a (10), and a son, Jaxson (3).



# 2011-12 University of Wyoming Basketball

## Alphabetical Roster

No.	Name	Pos.	Ht.	Wt.	Cl.	Exp.	Hometown (Last School)
13	Jack Bentz	G	6-0	170	Fr.	HS	Chagrin Falls, Ohio (University School)
2	Arthur Bouëdo	G	6-4	185	Sr.	2L	Aix en Provence, France (Stoneridge Prep, Calif.)
33	Francisco Cruz	G	6-3	217	Sr.	1L	Nogales, Mexico (Western Nebraska CC, Neb.)
10	Derrious Gilmore	G	5-9	165	Jr.	JC	Baltimore, Md. (Jones County JC, Miss.)
12	Riley Grabau	G	6-2	170	Fr.	HS	Boulder, Colo. (Boulder HS)
1	JayDee Luster	G	5-9	160	Sr.	2L	San Diego, Calif. (New Mexico State)
24	Tyrone Marshall	F	6-8	220	Fr.	HS	Denver, Colo. (George Washington HS)
25	Luke Martinez	G	6-4	185	RJr.	RS	Bismarck, N.D. (Williston St. College, N.D.)
11	Afam Muojeke	G/F	6-8	210	Sr.	3L	Jamaica, Queens, N.Y. (Genesis One, Miss.)
22	Larry Nance Jr.	G/F	6-7	210	Fr.	HS	Richfield, Ohio (Revere HS)
3	Shakir Smith	G	6-1	160	Fr.	HS	Tucson, Ariz. (Tucson HS)
15	Adam Waddell	C	6-10	235	Sr.	3L	Cody, Wyo. (Cody HS)
5	Leonard Washington	F	6-7	235	RJr.	RS	Lake Charles, La. (USC)
30	Rob Watsabaugh	F	6-7	215	RSr.	1L	Jackson, Wyo. (West Hills College, Calif.)

## Numerical Roster

No.	Name	Pos.	Ht.	Wt.	Cl.	Exp.	Hometown (Last School)
1	JayDee Luster	G	5-9	160	Sr.	1L	San Diego, Calif. (New Mexico State)
2	Arthur Bouëdo	G	6-4	185	Sr.	1L	Aix en Provence, France (Stoneridge Prep, Calif.)
3	Shakir Smith	G	6-1	160	Fr.	HS	Tucson, Ariz. (Tucson HS)
5	Leonard Washington	F	6-7	235	RJr.	TR	Lake Charles, La. (USC)
10	Derrious Gilmore	G	5-9	165	Jr.	JC	Baltimore, Md. (Jones County JC, Miss.)
11	Afam Muojeke	G/F	6-8	210	Sr.	2L	Jamaica, Queens, N.Y. (Genesis One, Miss.)
12	Riley Grabau	G	6-2	170	Fr.	HS	Boulder, Colo. (Boulder HS)
13	Jack Bentz	G	6-0	170	Fr.	HS	Chagrin Falls, Ohio (University School)
15	Adam Waddell	C	6-10	235	Sr.	2L	Cody, Wyo. (Cody HS)
22	Larry Nance Jr.	G/F	6-7	210	Fr.	HS	Richfield, Ohio (Revere HS)
24	Tyrone Marshall	F	6-8	220	Fr.	HS	Denver, Colo. (George Washington HS)
25	Luke Martinez	G	6-4	185	RJr.	JC	Bismarck, N.D. (Williston St. College, N.D.)
30	Rob Watsabaugh	F	6-7	215	RSr.	1L	Jackson, Wyo. (West Hills College, Calif.)
33	Francisco Cruz	G	6-3	217	Sr.	JC	Nogales, Mexico (Western Nebraska CC, Neb.)

Position Abbreviations: C-Center, F-Forward, G-Guard

**Head Coach:** Larry Shyatt (College of Wooster '73)  
**Assoc. Head Coach:** Scott Duncan (College of Wooster '78)  
**Assistant Coaches:** Allen Edwards (Kentucky '02),  
 Jeremy Shyatt (Clemson '03)  
**Dir. of Operations:** Greg Zhelesnik (Florida '04)  
**Dir. of Player Development/Strength & Conditioning:**  
 Wes Long (Texas '03)

## Pronunciation Guide

Name	Pronunciation
Arthur Bouëdo	R-CHUR, BWAY-dough
Riley Grabau	GRAY-bo
Afam Muojeke	uh-FAHM, moo-JEK-ee
Shakir Smith	SHA-keer
Adam Waddell	WAH-Dell
Rob Watsabaugh	Wat-SAW-ba

## Roster Breakdown

### By Class

#### Seniors (6)

Arthur Bouëdo	G	6-4	185
Francisco Cruz	G	6-3	217
JayDee Luster	G	5-9	160
Afam Muojeke	G/F	6-8	210
Adam Waddell	C	6-10	235
Rob Watsabaugh	F	6-7	215

#### Juniors (3)

Derrious Gilmore	G	5-9	165
Luke Martinez	G	6-4	185
Leonard Washington	F	6-7	235

#### Sophomores (0)

#### Freshmen (5)

Jack Bentz	G	6-0	170
Riley Grabau	G	6-2	170
Tyrone Marshall	F	6-8	220
Larry Nance Jr.	G/F	6-7	210
Shakir Smith	G	6-1	160

### By Position

#### Guards (8)

Jack Bentz	G	6-0	170
Arthur Bouëdo	G	6-4	185
Francisco Cruz	G	6-3	217
Derrious Gilmore	G	5-9	165
Riley Grabau	G	6-2	170
JayDee Luster	G	5-9	160
Luke Martinez	G	6-4	185
Shakir Smith	G	6-1	160

#### Guards/Forwards (2)

Afam Muojeke	G/F	6-8	210
Larry Nance Jr.	G/F	6-7	210

#### Forwards (3)

Tyrone Marshall	F	6-8	220
Leonard Washington	F	6-7	235
Rob Watsabaugh	F	6-7	215

#### Centers (1)

Adam Waddell	C	6-10	235
--------------	---	------	-----

### By Height

#### Tallest to Shortest

Adam Waddell	C	6-10	235
Tyrone Marshall	F	6-8	220
Afam Muojeke	G/F	6-8	210
Leonard Washington	F	6-7	235
Rob Watsabaugh	F	6-7	215
Larry Nance Jr.	G/F	6-7	210
Arthur Bouëdo	G	6-4	185
Luke Martinez	G	6-4	185
Francisco Cruz	G	6-3	217
Riley Grabau	G	6-2	170
Shakir Smith	G	6-1	160
Jack Bentz	G	6-0	170
Derrious Gilmore	G	5-9	165
JayDee Luster	G	5-9	160



## Roster Breakdown (Total Players 14)

### Lettermen Returning (6)

No.	Name	Pos.	Ht.	Wt.	Cl.	Exp.	Hometown (Last School)
2	Arthur Bouëdo	G	6-4	185	Sr.	2L	Aix en Provence, France (Stoneridge Prep, Calif.)
33	Francisco Cruz	G	6-3	217	Sr.	1L	Nogales, Mexico (Western Nebraska CC, Neb.)
1	JayDee Luster	PG	5-9	160	Sr.	2L	San Diego, Calif. (New Mexico State)
11	Afam Muojeke	G/F	6-8	210	Sr.	3L	Jamaica, Queens, N.Y. (Genesis One, Miss.)
15	Adam Waddell	C	6-10	235	Sr.	3L	Cody, Wyo. (Cody HS)
30	Rob Watsabaugh	F	6-7	215	RSr.	1L	Jackson, Wyo. (West Hills College, Calif.)

### Redshirts Returning (2)

No.	Name	Pos.	Ht.	Wt.	Cl.	Exp.	Hometown (Last School)
25	Luke Martinez	G	6-4	185	RJr.	RS	Bismarck, N.D. (Williston St. College, N.D.)
5	Leonard Washington	F	6-7	235	RJr.	RS	Lake Charles, La. (USC)

### Newcomers (6)

No.	Name	Pos.	Ht.	Wt.	Cl.	Exp.	Hometown (Last School)
13	Jack Bentz	G	6-0	170	Fr.	HS	Chagrin Falls, Ohio (University School)
10	Derrious Gilmore	G	5-9	165	Jr.	JC	Baltimore, Md. (Jones County JC, Miss.)
12	Riley Grabau	G	6-2	170	Fr.	HS	Boulder, Colo. (Boulder HS)
24	Tyrone Marshall	F	6-8	220	Fr.	HS	Denver, Colo. (George Washington HS)
22	Larry Nance Jr.	G/F	6-7	210	Fr.	HS	Richfield, Ohio (Revere HS)
3	Shakir Smith	G	6-1	160	Fr.	HS	Tucson, Ariz. (Tucson HS)

## Starters and Lettermen Returning/Lost

### Starters Returning (2)

No.	Name	Pos.	Ht.	Wt.	Cl.	Exp.	Hometown (Last School)
33	Francisco Cruz	G	6-3	217	Sr.	1L	Nogales, Mexico (Western Nebraska CC, Neb.)
1	JayDee Luster	PG	5-9	160	Sr.	2L	San Diego, Calif. (New Mexico State)

### Starters Lost (3)

No.	Name	Pos.	Ht.	Wt.	Cl.	Exp.	Hometown (Last School)
3	Desmar Jackson	G	6-5	175	So.	2L	Warren, Ohio (Warren G. Harding HS)
22	Amath M'Baye	F	6-9	210	So.	2L	Bordeaux, France (Stoneridge Prep, Calif.)
23	Djibril Thiam	F	6-10	215	Sr.	3L	Dakar, Senegal (Baylor University)

### Lettermen Returning (6)

No.	Name	Pos.	Ht.	Wt.	Cl.	Exp.	Hometown (Last School)
2	Arthur Bouëdo	G	6-4	185	Sr.	2L	Aix en Provence, France (Stoneridge Prep, Calif.)
4	Francisco Cruz	G	6-3	217	Sr.	1L	Nogales, Mexico (Western Nebraska CC, Neb.)
1	JayDee Luster	PG	5-9	160	Sr.	2L	San Diego, Calif. (New Mexico State)
11	Afam Muojeke	G/F	6-8	210	Sr.	3L	Jamaica, Queens, N.Y. (Genesis One, Miss.)
15	Adam Waddell	C	6-10	235	Sr.	3L	Cody, Wyo. (Cody HS)
30	Rob Watsabaugh	F	6-7	215	RSr.	1L	Jackson, Wyo. (West Hills College, Calif.)

### Lettermen Lost (6)

No.	Name	Pos.	Ht.	Wt.	Cl.	Exp.	Hometown (Last School)
00	Brian Gibson	C	6-8	243	So.	1L	Baton Rouge, La. (Delgado CC, La.)
35	Daylen Harrison	F/G	6-6	217	So.	2L	Akron, Ohio (St. Vincent-St. Mary's HS)
21	Joe Hudson	G	6-1	180	Fr.	1L	Escondido, Calif. (Escondido HS)
3	Desmar Jackson	G	6-5	175	So.	2L	Warren, Ohio (Warren G. Harding HS)
22	Amath M'Baye	F	6-9	210	So.	2L	Bordeaux, France (Stoneridge Prep, Calif.)
23	Djibril Thiam	F	6-10	215	Sr.	3L	Dakar, Senegal (Baylor University)

## Came to Wyoming from High School or as a Transfer

### High School (8)

Jack Bentz	G	6-0	170
Arthur Bouëdo	Jr.	6-4	185
Riley Grabau	G	6-2	170
Tyrone Marshall	F	6-8	220
Afam Muojeke	Jr.	6-8	210
Larry Nance Jr.	G/F	6-7	210
Shakir Smith	G	6-1	160
Adam Waddell	Jr.	6-10	235

### Transfers (6)

Francisco Cruz	Jr.	6-3	217
Derrious Gilmore	G	5-9	165
JayDee Luster	Jr.	5-9	160
Luke Martinez	Jr.	6-4	185
Leonard Washington	Jr.	6-7	235
Rob Watsabaugh	Sr.	6-7	215

## By State/Country

### France (1)

Arthur Bouëdo	Aix en Provence
---------------	-----------------

### Mexico (1)

Francisco Cruz	Nogales
----------------	---------

### United States (12)

#### Arizona (1)

Shakir Smith	Tucson, Ariz.
--------------	---------------

#### California (1)

JayDee Luster	San Diego, Calif.
---------------	-------------------

#### Colorado (2)

Riley Grabau	Boulder, Colo.
Tyrone Marshall	Denver, Colo.

#### Louisiana (1)

Leonard Washington	Lake Charles, La.
--------------------	-------------------

#### Maryland (1)

Derrious Gilmore	Baltimore, Md.
------------------	----------------

#### New York (1)

Afam Muojeke	Jamaica, Queens, N.Y.
--------------	-----------------------

#### North Dakota (1)

Luke Martinez	Bismarck, N.D.
---------------	----------------

#### Ohio (2)

Jack Bentz	Chagrin Falls, Ohio
Larry Nance Jr.	Akron, Ohio

#### Wyoming (2)

Adam Waddell	Cody, Wyo.
Rob Watsabaugh	Jackson, Wyo.



## #13 Jack Bentz

**Guard**

**6-0**

**170**

**Freshman**

**Chagrin Falls, Ohio  
(University School, Ohio)**

### 2011-12 Notes:

- Earned an assist versus Utah Valley on Nov. 30.
- Made his first career appearance for UW against Western State, notching one shot in four minutes of action.

### Before Wyoming:

Bentz was a four-time letterwinner for Coach Terry Lipford at University School in Cleveland, Ohio. During his senior season in 2010-11, he averaged more than 17 points, six assists and four rebounds per game to pace the team to a 17-6 record. For his efforts, he earned All-Conference and All-District honors, while also being named team MVP and team captain. Bentz helped guide his team to conference titles his final two seasons, and an appearance in the district and regional tournaments as a sophomore. Bentz and fellow freshman Larry Nance Jr. played on the same AAU team in Ohio. In the classroom, he was on the honor roll all four years, while serving as a School Prefect as a junior and senior. He was awarded the school's Aurelian Award as a senior.

**Personal:** Bentz was born on Feb. 3, 1993 in Cleveland, Ohio. He is the son of Chad and Jennifer Bentz and has one older sister, Martha, and one younger brother, Sam. He is majoring in business.

## Jack Bentz's Bests

### Career Highs

Points	NA
Rebounds	NA
Assists	1 vs. Utah Valley, 11-30-11
Blocks	NA
Steals	1 at UNLV, 3-3-12
Minutes	4 vs Western State, 11-12-11

### 2011-12 Season Highs

Points	NA
Rebounds	NA
Assists	1 vs. Utah Valley, 11-30-11
Blocks	NA
Steals	1 at UNLV, 3-3-12
Minutes	4 vs Western State, 11-12-11

### Conference Career Highs

Points	NA
Rebounds	NA
Assists	NA
Blocks	NA
Steals	1 at UNLV, 3-3-12
Minutes	1 twice, last at UNLV, 3-3-12

### Double-Figure Scoring Games

Career	0
2011-12 Season	0

### Twenty-Point Scoring Games

Career	0
2011-12 Season	0

### Double-Figure Rebounding Games

Career	0
2011-12 Season	0

### Double-Double Games

Career	0
2011-12 Season	0

### 2011-12 Game-by-Game Statistics (Freshman)

OPPONENT	MIN	FG/%	3-PT./%	FT/%	OR	DR	TOT REB	PF	A	TO	BL	ST	TOT PTS	GS
Western St.	4	0-1 (.000)	0-0 (---)	0-0 (---)	0	0	0	0	0	0	0	0	0	0
Northern Colo.	1	0-0 (---)	0-0 (---)	0-0 (---)	0	0	0	0	0	0	0	0	0	0
at Green Bay	DNP	Coach's decision												
South Dakota	1	0-0 (---)	0-0 (---)	0-0 (---)	0	0	0	0	0	0	0	0	0	0
Portland State	1	0-0 (---)	0-0 (---)	0-0 (---)	0	0	0	0	0	0	0	0	0	0
Md. Eastern Shore	3	0-0 (---)	0-0 (---)	0-0 (---)	0	0	0	0	0	0	0	0	0	0
Louisiana Tech	DNP	Coach's decision												
Utah Valley	2	0-0 (---)	0-0 (---)	0-0 (---)	0	0	0	0	1	0	0	0	0	0
Bradley	DNP	Coach's decision												
at Colorado	DNP	Coach's decision												
UC Irvine	DNP	Coach's decision												
Sioux Falls	DNP	Coach's decision												
at Denver	DNP	Coach's decision												
at Idaho St.	1	0-0 (---)	0-0 (---)	0-0 (---)	0	0	0	0	0	0	0	0	0	0
at Utah Valley	DNP	Coach's decision												
Idaho St.	3	0-0 (---)	0-0 (---)	0-0 (---)	0	0	0	0	0	0	0	0	0	0
New Mexico*	DNP	Coach's decision												
at Air Force*	DNP	Coach's decision												
Colorado St.*	1	0-0 (---)	0-0 (---)	0-0 (---)	0	0	0	0	0	0	0	0	0	0
San Diego St.*	DNP	Coach's decision												
at Boise St.*	DNP	Coach's decision												
at TCU*	DNP	Coach's decision												
UNLV*	DNP	Coach's decision												
at New Mexico*	DNP	Coach's decision												
Air Force*	DNP	Coach's decision												
at Colorado St.*	DNP	Coach's decision												
at San Diego St.*	DNP	Coach's decision												
Boise St.*	DNP	Coach's decision												
TCU*	DNP	Coach's decision												
at UNLV*	1	0-0 (---)	0-0 (---)	0-0 (---)	0	0	0	0	0	0	0	1	0	0
<b>MW Tournament</b>														
at UNLV	DNP	Coach's decision												
<b>CBI Tournament</b>														
NO. DAKOTA ST.	DNP	Coach's decision												

### Career Statistics

	G/GS	MIN/AVG	FG-FGA/FG%	3-PT./FG%	FT-FTA/FT%	OR	DR	REB	AVG	A	TO	BL	ST	PTS	AVG
'11-'12	10/0	18/1.8	0-17/0.000	0-0/0.000	0-0/0.000	0	0	0	0.0	1	0	0	1	0	0.0





## #2 Arthur Bouëdo

**Guard**

**6-4 185 Senior**

**Aix en Provence, France  
(Stoneridge Prep, Calif.)**

**Pronunciation: R-CHUR, BWAY-dough**

### 2011-12 Notes:

- Made his second start of the season on Senior Night vs. TCU.
- Posted a team-high 11 points on 3-of-4 from the field at SDSU.
- Earned a season-high four rebounds at Colorado.
- Making his first start of the season, he scored a season-high 14

points in a season-high 32 minutes against South Dakota.

- Bouëdo hit two threes in the season opener against Western State to score six points in 11 minutes of action.

**2010-11:** Bouëdo played in 30 games and started five as a junior. He averaged 2.6 points, 1.1 rebounds and 0.8 assists a game. He scored a season-high 11 points against North Florida on Nov. 18, marking the fifth time he has scored in double figures during his career. He scored nine points at BYU on March 5 and was 3-for-4 from three-point range in the game. Against Indiana State, he recorded three career highs--five rebounds, four assists and three steals. He played a season-high 31 minutes in a win over Denver on Dec. 14.

**2009-10:** After missing the first 14 games of the season due to an NCAA ruling on his amateurism, Bouëdo played his first career game when the Cowboys opened Mountain West Conference play against Colorado State on Jan. 6. He made an immediate impact in that game, scoring 15 points and making four of five three pointers in 21 minutes. He played in each of the final 17 games of the season, starting 12. On the year, he averaged 5.5 points, 1.6 rebounds, 1.2 assists and 22.9 minutes a game. He scored in double figures four times--vs. Colorado State, at BYU, vs. TCU and at New Mexico. One of his best games of the season came when he scored a career high 17 points and matched a career high with four rebounds at New Mexico on Feb. 17. Of those 17 points, 15 came in the second half. In his second career game, he scored seven points in UW's 17-point come-from-behind victory over San Diego State. His biggest shot was a three-point basket with 44 seconds remaining, which gave UW its first lead of the game. On the year he scored 62 of his 93 points in the second half of games.

**2008-09:** Bouëdo missed the entire 2008-09 season due to an ankle injury that he suffered during the preseason. He returned to practice during the conference season.

**Before Wyoming:** Bouëdo came to the University of Wyoming from Stoneridge Prep in Simi Valley, Calif. where he spent the 2007-08 season playing for head coach Babacar Sy. At Stoneridge, he averaged 17 points, five assists and five rebounds a game. As a youth in France, Bouëdo was part of two National Championship teams in 2003 and 2004. He played for the club team Chorale de Roanne in Roanne, France. He was Chorale de Roanne's Player of the Year for their junior team following the 2006-07 season.

**Personal:** Bouëdo was born on March 13, 1989 in Aix en Provence, France. He is the son of Emmanuëla Blanchet and Philippe Bouëdo. He has a younger brother and a younger sister. His mother was a five-time French Champion basketball player and was also a European Champion. His father is the National Coach of Taekwondo in France and coached France's taekwondo team in the 2008 Summer Olympics. His father is a taekwondo World Champion and a nine time French Champion. Bouëdo is majoring in international studies.

### Career Statistics

	G/GS	MIN	AVG	FG-FGA/FG%	3-PT-/FG%	FT-FTA/FT%	OR	DR	REB	AVG	A	TO	BL	ST	PTS	AVG
'08-'09	Bouëdo did not play in any games during the 2008-09 season															
'09-'10	17/12	390/22.9		34-99/34.3	16-56/28.6	9-17/52.9	8	19	27	1.6	20	30	1	8	93	5.5
'10-'11	30/5	415/13.8		26-80/32.5	15-58/25.9	12-21/57.1	6	27	33	1.1	24	27	0	12	79	2.6
'11-'12	32/2	382/11.9		30-65/46.2	14-37/37.8	3-3/1.000	5	20	25	0.8	23	8	0	6	77	2.4
Totals	79/19	1187/15.0		90-244/36.9	45-151/29.8	24-41/56.4	19	66	85	1.1	67	65	1	26	249	3.2

### Arthur Bouëdo's Bests

#### Career Highs

Points	17 at New Mexico, 2-17-10
Rebounds	5 vs. Indiana State, 12-4-10
Assists	4 vs. Indiana State, 12-4-10
Blocks	1 at UNLV, 3-6-10
Steals	3 vs. Indiana State, 12-4-10
Minutes	35 vs. TCU, 2-13-10

#### 2011-12 Season Highs

Points	14 vs South Dakota, 11-22-11
Rebounds	4 at Colorado, 12-9-11
Assists	2 three times, last vs. Colorado State, 1-21-12
Blocks	NA
Steals	2 at Green Bay, 11-19-11
Minutes	32 vs South Dakota, 11-22-11

#### Conference Career Highs

Points	17 at New Mexico, 2-17-10
Rebounds	4, four times last vs. New Mexico, 2-17-10
Assists	3, three times last vs. TCU, 1-21-11
Blocks	1 at UNLV, 3-6-10
Steals	2 three times, last vs. TCU, 2-12-11
Minutes	35 vs. TCU, 2-13-10

#### Double-Figure Scoring Games

Career	7
2011-12 Season	2

#### Twenty-Point Scoring Games

Career	0
2011-12 Season	0

#### Double-Figure Rebounding Games


Career	0
2011-12 Season	0

#### Double-Double Games

Career	0
2011-12 Season	0

### 2011-12 Game-by-Game Statistics (Senior)

OPPONENT	MIN	FG/%	3-PT./%	FT/%	OR	DR	TOT REB	PF	A	TO	BL	ST	TOT PTS	GS
Western St.	11	2-3 (.666)	2-2 (1.000)	0-0 (---)	0	1	1	0	1	0	0	1	6	
Northern Colo.	14	2-3 (.666)	1-2 (.500)	0-0 (---)	0	1	2	0	1	0	0	0	5	
at Green Bay	21	2-4 (.500)	1-1 (1.000)	0-0 (---)	0	2	2	1	2	1	0	2	5	
South Dakota	32	6-9 (.666)	1-3 (.333)	1-1 (1.000)	0	1	1	3	1	0	0	0	14	5
Portland State	13	0-3 (.000)	0-2 (.000)	0-0 (---)	0	1	1	0	1	1	0	0	0	
Md. Eastern Shore	10	0-2 (.000)	0-2 (.000)	0-0 (---)	0	2	2	0	1	0	0	0	0	
Louisiana Tech	10	0-1 (.000)	0-1 (.000)	0-0 (---)	0	0	0	1	1	0	0	0	0	
Utah Valley	18	2-4 (.500)	0-2 (.000)	0-0 (---)	1	1	2	1	0	0	0	0	4	
Bradley	11	0-1 (.000)	0-1 (.000)	0-0 (---)	0	2	2	0	0	1	0	0	0	
at Colorado	7	1-1 (1.000)	1-1 (1.000)	0-0 (---)	1	3	4	0	0	1	0	0	3	
UC Irvine	8	1-2 (.500)	0-1 (.000)	0-0 (---)	0	0	0	1	1	0	0	0	2	
Sioux Falls	4	0-0 (---)	0-0 (---)	0-0 (---)	0	0	0	0	0	0	0	0	0	
at Denver	4	0-0 (---)	0-0 (---)	0-0 (---)	0	0	0	0	1	0	0	0	0	
at Idaho St.	8	0-2 (.000)	0-1 (.000)	0-0 (---)	1	0	1	0	1	0	0	0	0	
at Utah Valley	4	1-1 (1.000)	1-1 (1.000)	0-0 (---)	0	0	0	1	0	0	0	0	3	
Idaho St.	13	1-3 (.333)	0-1 (.000)	0-0 (---)	0	0	0	3	2	0	0	0	2	
New Mexico*	6	0-1 (.000)	0-0 (---)	0-0 (---)	0	0	0	0	0	0	0	0	0	
at Air Force*	15	1-1 (1.000)	1-1 (1.000)	0-0 (---)	0	1	1	0	0	0	0	1	3	
Colorado St.*	17	2-4 (.500)	1-2 (.500)	0-0 (---)	1	0	1	0	2	0	0	0	5	
San Diego St.*	17	0-2 (.000)	0-1 (.000)	0-0 (---)	0	0	0	0	1	1	0	0	0	
at Boise St.*	6	0-0 (---)	0-0 (---)	0-0 (---)	0	0	0	0	0	0	0	0	0	
at TCU*	7	0-0 (---)	0-0 (---)	0-0 (---)	0	0	0	0	0	1	0	1	0	
UNLV*	10	0-0 (---)	0-0 (---)	0-0 (---)	0	0	0	0	1	0	0	0	0	
at New Mexico*	7	0-1 (.000)	0-1 (.000)	0-0 (---)	0	0	0	1	1	0	0	0	0	
Air Force*	11	1-2 (.500)	1-2 (.500)	0-0 (---)	1	0	1	1	1	0	0	0	3	
at Colorado St.*	9	0-1 (.000)	0-1 (.000)	0-0 (---)	0	0	0	1	0	0	0	1	0	
at San Diego St.*	19	4-5 (.800)	3-4 (.750)	0-0 (---)	0	0	0	0	1	0	0	0	11	
Boise St.*	18	1-2 (.500)	0-1 (.000)	0-0 (---)	0	1	1	0	0	0	0	0	2	
TCU*	20	0-2 (.000)	0-1 (.000)	0-0 (---)	0	0	0	1	1	0	0	0	0	5
at UNLV*	9	1-1 (1.000)	0-0 (---)	0-0 (---)	0	2	2	4	1	0	0	0	2	
MW Tournament at UNLV	11	1-2 (.500)	0-0 (---)	0-0 (---)	0	0	0	0	0	1	0	0	2	
CBI Tournament NO. DAKOTA ST.	12	1-2 (.500)	1-2 (.500)	2-2 (1.000)	0	2	2	2	1	1	0	0	5	



## #33 Francisco Cruz

Guard

6-3 217 Senior

Nogales, Mexico  
(Western Nebraska CC, Neb.)

### 2011-12 Notes:

- Named Honorable Mention All-MW on March 5.
- Scored in double figures in nine of the last 12 games.
- Ranks third in the conference in field goal percentage (46.2) and seventh in minutes per game (32.3).
- Tied a career-high with five assists against TCU.
- Topped the 20-point mark in three games this season.
- Became the third current Cowboy with 500 points after scoring nine

against Idaho State on 1-9-12.

- Scored 14 points against Sioux Falls to reach double figures for the first time in four games.
- Scored 11 points against Utah Valley to reach double figures for the fourth consecutive game.
- Scored in double figures in all three games of the Jim Thorpe Classic to earn All-Tournament team.
- Cruz recorded his 17th career double-figure scoring game with 11 points against Western State.
- During the summer of 2011, Cruz was selected to play with the Mexican team in the World University Games. He contributed 9.9 points per game, third on the team, to go with a team-high 2.6 assists. He also averaged 4.1 rebounds and 1.1 steals per contest.

**2010-11:** In his first season at UW, Cruz made an immediate impact. He was one of two players who played in all 31 games, with starts in 30 of those games. He averaged 10.0 points, 3.3 rebounds and 1.7 assists a game. He scored in double figures 16 times, 10 of which came during MW play. He eclipsed the 20-point mark once as he scored a career high 21 points against Colorado State on Feb. 5. He second-best scoring game of the season was 18 points at BYU on March 5.

Cruz led the Cowboys in both three pointers made (48) and three-point percentage (.381), while ranking seventh in the MW in three-point field goal percentage and 10th in made threes per game (1.55). He ranked fifth in the MW in minutes played in league games with an average of 35.38. He played all 40 minutes in five games--vs. New Mexico, at TCU, vs. UNLV, vs. BYU and vs. Colorado State. He also played 39 against Utah and at BYU. He played 966 minutes during the year (an average of 31.2 per game), which was the most minutes by any Cowboy.

His greatest play of the season came against New Mexico on Jan. 8. With less than a second remaining and the Cowboys trailing by one, he hit an improbable shot from the baseline at the buzzer to give the Pokes the win.

**Before Wyoming:** During the 2009-10 season at Western Nebraska CC, Cruz was the No. 22 ranked scorer among National Junior College Division I players.

He was rewarded by his selection to the All-Region 9 First Team. He averaged 20.0 points a game, made 92 three pointers and shot 47 percent from three-point land. He shot 45 percent from the field and 78 percent from the free-throw line. He also averaged 6.0 rebounds, 1.9 assists and 1.0 steals a game. He started all 32 games and helped lead the Cougars to a 19-13 overall record. His best game of the season came when he scored 41 points in a win over Eastern Wyoming. On the year, Cruz made three or more three pointers in 18 of 32 games.

As a freshman at WNCC, Cruz knocked down 41 three pointers and scored 460 points. He was selected as the school's most valuable male athlete.

In his career at WNCC, Cruz became only the 12th player in school history to score over 1,000 career points. He ended his career with 1,099 points.

Cruz moved from Mexico to Denver prior to his junior year of high school. In Denver, Cruz prepped at Abraham Lincoln High School and helped lead his school to the 4A State Title both seasons. As a senior, Cruz was named the Class 4A Player of the Year by both the Denver Post and Rocky Mountain News. Each publication also selected him as the Most Valuable Player of the Colorado State Tournament. He played in three Colorado All-State games.

**Personal:** Cruz, who goes by the nickname Paco, was born on Oct. 3, 1989 in Nogales, Mexico. He is the son of Maria and Francisco and has a sister named Lluvia. He can speak both Spanish and English fluently, but Spanish was his first language. Paco is majoring in international studies at UW.

## Francisco Cruz's Bests

### Career Highs

Points	30 vs. Northern Colorado, 11-15-11
Rebounds	9 vs. BYU, 2-2-11
Assists	7 vs. Western State, 12-17-10
Blocks	1 three times, last at UNLV, 3-3-12
Steals	3 Twice, last vs. New Mexico, 1-14-12
Minutes	40 on five occasions

### 2011-12 Season Highs

Points	30 vs. Northern Colorado, 11-15-11
Rebounds	6 three times, last vs. Boise State, 2-25-12
Assists	5 four times, last vs. TCU, 2-28-12
Blocks	1 twice, last at UNLV, 3-3-12
Steals	3 vs. New Mexico, 1-14-12
Minutes	39 at New Mexico, 2-11-12

### Conference Career Highs

Points	22 vs. New Mexico, 1-14-12
Rebounds	9 vs. BYU, 2-2-11
Assists	5 four times, last vs. TCU, 2-28-12
Blocks	1 three times, last at UNLV, 3-3-12
Steals	3 vs. New Mexico, 1-14-12
Minutes	40 five times, last vs. Colorado State, 2-9-11

### Double-Figure Scoring Games

Career	36
2011-12 Season	20

### Twenty-Point Scoring Games

Career	4
2011-12 Season	3

### Double-Figure Rebounding Games

Career	0
2011-12 Season	0

### Double-Double Games

Career	0
2011-12 Season	0

### 2011-12 Game-by-Game Statistics (Senior)

OPPONENT	MIN	FG/%	3-PT./%	FT/%	OR	DR	TOT		A	TO	BL	ST	TOT	
							REB	PF					PTS	GS
Western St.	18	4-7 (.571)	1-1 (1.000)	2-2 (1.000)	3	3	6	1	3	1	0	0	11	S
Northern Colo.	34	6-10 (.600)	2-4 (.500)	16-20 (.800)	3	2	5	3	2	2	0	2	30	S
at Green Bay	26	4-11 (.363)	1-3 (.333)	0-0 (—)	2	4	6	3	0	2	0	0	9	S
South Dakota	36	4-9 (.444)	0-1 (.000)	0-2 (.000)	0	3	3	3	2	5	0	1	8	S
Portland State	27	5-8 (.625)	1-2 (.500)	0-0 (—)	0	2	2	1	2	1	0	0	11	S
Mid. Eastern Shore	21	4-6 (.666)	1-3 (.333)	1-1 (1.000)	0	0	0	0	2	0	1	1	10	S
Louisiana Tech	34	7-15 (.466)	2-6 (.333)	2-2 (1.000)	1	3	4	1	0	2	0	0	18	S
Utah Valley	25	5-6 (.833)	1-2 (.500)	0-0 (.000)	2	2	4	1	3	0	0	1	11	S
Bradley	35	3-9 (.333)	1-5 (.200)	2-3 (.666)	0	3	3	0	2	2	0	1	9	S
at Colorado	35	3-13 (.230)	0-4 (.000)	1-2 (.500)	1	1	2	1	0	4	0	0	7	S
UC Irvine	29	4-9 (.444)	1-3 (.333)	0-0 (.000)	0	4	4	3	1	2	0	1	9	S
Sioux Falls	33	6-13 (.461)	1-5 (.200)	1-2 (.500)	0	0	0	0	2	0	0	2	14	S
at Denver	31	4-11 (.363)	0-1 (.000)	3-6 (.500)	1	0	1	5	1	4	0	1	11	S
at Idaho St.	17	2-4 (.500)	0-2 (.000)	1-2 (.500)	0	1	1	2	1	3	0	1	5	S
at Utah Valley	36	8-14 (.571)	3-5 (.600)	2-2 (1.000)	1	1	2	1	5	0	0	0	21	S
Idaho St.	26	3-7 (.428)	1-3 (.333)	2-3 (.666)	0	1	1	1	2	0	0	1	9	S
New Mexico*	38	9-16 (.562)	4-6 (.666)	0-0 (—)	2	2	4	4	2	1	0	3	22	S
at Air Force*	30	5-11 (.454)	1-4 (.250)	4-4 (1.000)	1	3	4	3	2	0	0	2	15	S
Colorado St.*	32	1-4 (.250)	1-1 (1.000)	0-0 (—)	1	3	4	0	4	1	0	0	3	S
San Diego St.*	36	2-7 (.285)	0-2 (.000)	1-2 (.500)	1	3	4	3	0	3	0	1	5	S
at Boise St.*	38	5-7 (.714)	2-3 (.666)	4-4 (1.000)	0	2	2	1	5	3	0	0	16	S
at TCU*	38	4-10 (.400)	2-5 (.400)	0-0 (—)	1	1	2	1	4	2	0	0	10	S
UNLV*	38	5-11 (.454)	1-5 (.200)	5-6 (.833)	0	3	3	1	5	3	0	1	16	S
at New Mexico*	39	5-11 (.454)	5-4 (.800)	0-0 (—)	0	3	3	1	1	3	0	0	14	S
Air Force*	38	3-14 (.214)	1-7 (.142)	0-0 (—)	1	2	3	1	1	1	0	1	7	S
at Colorado St.*	38	4-12 (.333)	0-2 (.000)	2-2 (1.000)	0	2	2	2	1	1	0	1	10	S
at San Diego St.*	37	4-9 (.444)	0-3 (.000)	0-0 (—)	1	2	3	4	3	3	0	0	8	S
Boise St.*	35	5-11 (.454)	2-6 (.333)	4-4 (1.000)	0	6	6	3	4	2	0	2	16	S
TCU*	33	8-11 (.727)	1-1 (1.000)	2-2 (1.000)	0	2	2	2	5	0	0	0	19	S
at UNLV*	32	6-9 (.666)	4-4 (1.000)	0-0 (—)	0	0	0	4	2	1	1	1	16	S
MW Tournament														
at UNLV	37	3-12 (.250)	2-6 (.333)	1-2 (.500)	0	2	2	1	0	3	0	1	9	S
CBI Tournament														
NO. DAKOTA ST.	32	4-7 (.571)	2-5 (.400)	4-7 (.571)	2	1	3	3	2	5	0	0	14	S

## Career Statistics

	G/GS	MIN/AVG	FG-FGA/FG%	3-PT./FG%	FT-FTA/FT%	OR	DR	REB	AVG	A	TO	BL	ST	PTS	AVG
'10-'11	31/30	966/31.2	111-242/.459	48-126/.381	40-48/.833	24	77	101	3.3	54	54	3	30	310	10.0
'11-'12	32/32	1034/32.3	145-314/.462	43-115/.374	60-80/.750	24	67	91	2.8	72	61	2	24	393	12.3
Totals	63/62	2000/31.7	256-556/.460	91-241/.378	100-128/.781	48	144	192	3.0	126	115	5	54	703	11.2



## #10 Derrious Gilmore

**Guard**

**5-9**

**165**

**Junior**

**Baltimore, Md.**

**(Jones County JC, Miss.)**

### 2011-12 Notes:

- Tied a career high with three assists versus Boise State.
- Declared eligible by the NCAA on Feb. 15 after missing nine games in January and February due to academics.
- Notched a career-high 18 points and four rebounds in 29 minutes of action at Idaho State. It was his first game in double figures in a Cowboy uniform. Went 7-of-10 from the field and

4-of-6 from deep.

- Tied a career high with three assists versus UC Irvine.

■ He scored a career-high nine points and played a career most 25 minutes in the victory over Utah Valley.

- Made his first career start for Wyoming against Northern Colorado and had three assists, two points and one steal.

■ Gilmore was one of eight Cowboys to make their first career appearance in the season-opener against Western State. He went 2-of-4 from the field and 3-of-3 from the free-throw line.

**Before Wyoming:** During the 2010-11 season, Gilmore averaged 12.3 points, 6.2 assists and 1.8 steals a game. He ranked No. 26 in the nation in assists among all division I junior college players. He was also a threat to score from three-point range, as he knocked down 44.7 percent (46-of-103) of his threes. The Jones Bobcats finished 15-10 in 2010-11 and earned a berth in the Region 23 Tournament. For his efforts, he was named Second Team All-MACJC (Mississippi Association of Community/Junior Colleges). His coach at Jones was Don Skelton.

A native of Baltimore, Md., Gilmore attended Lake Clifton High School where he earned multiple All-City and All-State honors, while helping his team to two city and one region championship. Following high school, he spent his freshman season at Pensacola Junior College in Florida, but transferred to Jones County after a coaching change at Pensacola.

**Personal:** Gilmore was born on Feb. 6, 1989 in Baltimore, Md., to Charles Gilmore and Darcell Taylor. He is majoring in sociology at Wyoming. He was also recruited by South Florida, West Virginia and Nebraska.

## Derrious Gilmore's Bests

### Career Highs

Points	18 at Idaho State, 12-22-11
Rebounds	4 at Idaho State, 12-22-11
Assists	3 three times, last vs. Boise State, 2-25-12
Blocks	1 at Utah Valley, 1-3-12
Steals	2, twice last at UNLV, 3-2-12
Minutes	29 at Idaho State, 12-22-11

### 2011-12 Season Highs

Points	18 at Idaho State, 12-22-11
Rebounds	4 at Idaho State, 12-22-11
Assists	3 three times, last vs. Boise State, 2-25-12
Blocks	1 at Utah Valley, 1-3-12
Steals	2, twice last at UNLV, 3-3-12
Minutes	29 at Idaho State, 12-22-11

### Conference Career Highs

Points	3 at UNLV, 3-3-12
Rebounds	1 vs. TCU, 2-28-12
Assists	3 vs. Boise State, 2-25-12
Blocks	NA
Steals	2, twice last at UNLV, 3-3-12
Minutes	13 vs. TCU, 2-28-12

### Double-Figure Scoring Games

Career	1
2011-12 Season	1

### Twenty-Point Scoring Games

Career	0
2011-12 Season	0

### Double-Figure Rebounding Games

Career	0
2011-12 Season	0

### Double-Double Games

Career	0
2011-12 Season	0

### 2011-12 Game-by-Game Statistics (Junior)

OPPONENT	MIN	FG/%	3-PT./%	FT/%	OR	DR	TOT REB	PF	A	TO	BL	ST	TOT PTS	GS
Western St.	18	2-4 (.500)	0-2 (.000)	3-3 (1.000)	0	2	2	3	0	4	0	0	7	
Northern Colo.	20	0-4 (.000)	0-2 (.000)	2-2 (1.000)	0	0	0	3	3	1	0	1	2	S
at Green Bay	12	0-1 (.000)	0-0 (—)	0-0 (—)	0	1	1	1	1	0	0	1	0	
South Dakota	10	1-3 (.333)	1-1 (1.000)	0-0 (—)	0	2	2	2	0	0	0	0	3	
Portland State	10	1-3 (.333)	1-3 (.333)	0-0 (—)	0	0	0	0	1	0	0	0	3	
Md. Eastern Shore	16	2-7 (.285)	1-2 (.500)	1-2 (.500)	0	1	1	3	2	1	0	2	6	
Louisiana Tech	11	1-1 (1.000)	1-1 (1.000)	2-3 (.666)	0	1	1	0	0	1	0	0	5	
Utah Valley	25	4-10 (.400)	1-6 (.166)	0-1 (.000)	0	3	3	1	2	0	0	0	9	
Bradley	13	1-3 (.333)	1-2 (.500)	1-2 (.500)	1	0	1	0	0	0	0	0	4	
at Colorado	11	1-2 (.500)	0-0 (—)	1-2 (.500)	0	0	0	1	0	1	0	2	3	
UC Irvine	12	0-3 (.000)	0-3 (.000)	0-0 (—)	0	0	0	2	3	2	0	1	2	
Sioux Falls	14	0-1 (.000)	0-0 (—)	0-0 (—)	0	0	0	0	2	1	0	0	0	
at Denver	8	1-1 (1.000)	0-0 (—)	2-2 (1.000)	0	1	1	1	0	1	0	1	4	
at Idaho St.	29	7-10 (.700)	4-6 (.666)	0-0 (—)	0	4	4	4	2	5	0	1	18	
at Utah Valley	5	0-0 (—)	0-0 (—)	0-0 (—)	0	0	0	0	2	0	1	0	0	
Idaho St.	DNP													
New Mexico*	DNP													
at Air Force*	DNP													
Colorado St.*	DNP													
San Diego St.*	DNP													
at Boise St.*	DNP													
at TCU*	DNP													
UNLV*	DNP													
at New Mexico*	DNP													
Air Force*	2	0-0 (—)	0-0 (—)	0-0 (—)	0	0	0	0	1	1	0	0	0	
at Colorado St.*	2	0-0 (—)	0-0 (—)	0-0 (—)	0	0	0	2	0	1	0	0	0	
at San Diego St.*	7	0-2 (.000)	0-1 (.000)	0-0 (—)	0	0	0	1	0	0	0	0	0	
Boise St.*	8	0-0 (—)	0-0 (—)	0-0 (—)	0	0	0	1	3	0	0	0	0	
TCU*	13	0-1 (.000)	0-0 (—)	0-0 (—)	0	1	1	1	0	0	0	0	0	
at UNLV*	11	1-3 (.333)	1-2 (.500)	0-0 (—)	0	0	0	0	0	1	0	2	3	
<b>MW Tournament</b>														
at UNLV	3	0-1 (.000)	0-0 (—)	0-0 (—)	1	0	1	0	1	1	0	0	2	
<b>CBI Tournament</b>														
NO. DAKOTA ST.	21	1-3 (.333)	1-3 (.333)	0-0 (—)	0	1	1	2	1	2	0	0	3	

## Career Statistics

	G/GS	MIN/AVG	FG-FGA/FG%	3-PT./FG%	FT-FTA/FT%	OR	DR	REB	AVG	A	TO	BL	ST	PTS	AVG
'11-'12	23/1	281/12.2	23-63/.365	12-34/.353	14-19/.737	2	17	19	0.8	25	23	1	11	72	3.1





## #12 Riley Grabau

**Guard**

**6-2**

**170**

**Freshman**

**Boulder, Colo.**

**(Boulder High School)**

**Pronunciation: GRAY-bo**

### 2011-12 Notes:

- Scored eight points in 13 minutes of action at Boise State.
- Played a career-high 31 minutes against Idaho State on 1-9-12 and earned his first career block.
- Tied a career-high with three assists at Idaho State.
- Earned three assists in 13 minutes of action against Maryland Eastern Shore.
- Grabau was one of eight Cowboys to make their first career appearance in the season-opener against Western State.

**Before Wyoming:** A 6'2" guard, Grabau averaged 20.8 points, 4.6 assists, 2.1 steals and 2.8 rebounds a game during the 2010-11 season. He shot nearly 50 percent from the field and over 40 percent from three-point range.

As a senior, Grabau led the Boulder Panthers to a record of 25-3 and the Colorado 5A state championship game. He was exceptional in the state tournament and was named the tournament's MVP. In the "Sweet 16," he scored 30 points against Mountain Vista. In the "Great Eight," he scored 28 points in a win over Denver East. In the "Final Four," he scored 30 points in a come-from-behind win over Highlands Ranch. In the championship game, he scored 26 points in a loss to Regis-Jesuit.

As a junior in 2009-10, Grabau was named Second Team All-State by The Denver Post.

Grabau began his high school career at Faith Christian High School, where he led his team to the Colorado 3A State Championship as both a freshman and sophomore. He was named First Team All-State in Class 3A by The Denver Post as a sophomore. He transferred to Boulder High for his junior and senior seasons. He was coached by Alan Schulz at Boulder High and Andrew Hasz at Faith Christian.

**Personal:** Grabau was born on Nov. 30, 1992 in Boulder, Colo., to Craig Grabau and Jody Miller. He has not declared a major. He has one brother, Chase, who will be a senior on the Idaho State basketball team during the 2011-12 season. Riley was also recruited by Western Kentucky.

## Riley Grabau's Bests

### Career Highs

Points	8 at Boise State, 1-28-12
Rebounds	5 vs. Western State, 11-12-11
Assists	3 twice, last at Idaho State, 12-22-11
Blocks	1 vs. Idaho State, 1-9-12
Steals	1 three times, last vs. Idaho State, 1-9-12
Minutes	31 vs. Idaho State, 1-9-12

### 2011-12 Season Highs

Points	8 at Boise State, 1-28-12
Rebounds	5 vs. Western State, 11-12-11
Assists	3 twice, last at Idaho State, 12-22-11
Blocks	1 vs. Idaho State, 1-9-12
Steals	1 three times, last vs. Idaho State, 1-9-12
Minutes	31 vs. Idaho State, 1-9-12

### Conference Career Highs

Points	8 at Boise State, 1-28-12
Rebounds	1 at Boise State, 1-28-12
Assists	1 twice, last vs. UNLV, 2-4-12
Blocks	NA
Steals	NA
Minutes	13 at Boise State, 1-28-12

### Double-Figure Scoring Games

Career	0
2011-12 Season	0

### Twenty-Point Scoring Games

Career	0
2011-12 Season	0

### Double-Figure Rebounding Games

Career	0
2011-12 Season	0

### Double-Double Games

Career	0
2011-12 Season	0

### 2011-12 Game-by-Game Statistics (Freshman)

OPPONENT	MIN	FG/%	3-PT./%	FT/%	OR	DR	TOT REB	PF	A	TO	BL	ST	TOT PTS	GS
Western St.	21	3-6 (.500)	0-3 (.000)	0-0 (---)	1	4	5	1	1	2	0	1	6	
Northern Colo.	9	0-0 (---)	0-0 (---)	0-0 (---)	0	0	0	0	0	0	0	0	0	
at Green Bay	3	0-0 (---)	0-0 (---)	0-0 (---)	0	0	0	0	0	2	0	0	0	
South Dakota	4	0-1 (.000)	0-1 (.000)	0-0 (---)	0	0	0	0	1	0	0	0	0	
Portland State	9	0-0 (---)	0-0 (---)	0-0 (---)	0	1	1	1	2	0	0	1	0	
Md. Eastern Shore	13	0-2 (.000)	0-2 (.000)	1-1 (1.000)	0	1	1	0	3	1	0	0	1	
Louisiana Tech	3	0-0 (---)	0-0 (---)	0-0 (---)	0	0	0	0	1	1	0	0	0	
Utah Valley	DNP- Illness													
Bradley	2	0-0 (---)	0-0 (---)	0-0 (---)	0	0	0	0	0	0	0	0	0	
at Colorado	DNP- Coach's decision													
UC Irvine	DNP- Coach's decision													
Sioux Falls	DNP- Coach's decision													
at Denver	DNP- Coach's decision													
at Idaho St.	20	0-4 (.000)	0-2 (.000)	2-2 (1.000)	0	0	0	2	3	0	0	0	2	
at Utah Valley	DNP- Coach's decision													
Idaho St.	31	1-3 (.333)	0-2 (.000)	0-0 (---)	1	1	2	1	2	1	1	1	2	
New Mexico*	2	0-0 (---)	0-0 (---)	0-0 (---)	0	0	0	1	0	0	0	0	0	
at Air Force*	2	0-0 (---)	0-0 (---)	0-0 (---)	0	0	0	0	0	1	0	0	0	
Colorado St.*	1	0-0 (---)	0-0 (---)	0-0 (---)	0	0	0	0	0	0	0	0	0	
San Diego St.*	1	0-0 (---)	0-0 (---)	0-0 (---)	0	0	0	0	0	1	0	0	0	
at Boise St.*	13	2-3 (.666)	2-2 (1.000)	2-2 (1.000)	0	1	1	0	1	2	0	0	8	
at TCU*	2	0-0 (---)	0-0 (---)	0-0 (---)	0	0	0	1	1	1	0	0	0	
UNLV*	8	0-1 (.000)	0-1 (.000)	0-0 (---)	0	0	0	4	1	2	0	0	0	
at New Mexico*	3	0-0 (---)	0-0 (---)	0-0 (---)	0	0	0	1	0	0	0	0	0	
Air Force*	DNP- Coach's decision													
at Colorado St.*	DNP- Coach's decision													
at San Diego St.*	DNP- Coach's decision													
Boise St.*	DNP- Coach's decision													
TCU*	1	0-0 (---)	0-0 (---)	0-0 (---)	0	0	0	0	0	0	0	0	0	
at UNLV*	2	0-0 (---)	0-0 (---)	0-0 (---)	0	0	0	0	0	0	0	0	0	
<b>MW Tournament</b>														
at UNLV	DNP- Coach's decision													
<b>CBI Tournament</b>														
NO. DAKOTA ST.	DNP- Coach's decision													

## Career Statistics

	G/GS	MIN/AVG	FG-FGA/FG%	3-PT./FG%	FT-FTA/FT%	OR	DR	REB	AVG	A	TO	BL	ST	PTS	AVG
'11-'12	20/0	150/7.5	6-20/.300	2-13/.154	5-5/1.000	2	7	9	0.5	16	14	1	3	19	1.0



## #1 JayDee Luster

**Guard**  
**5-9 160 Senior**  
**San Diego, Calif.**  
**(New Mexico State)**

### 2011-12 Notes:

- Named MW Defensive Player of the Year on March 5 and also named to the All-Defensive Team and Honorable Mention All-MW.
- Was 29th in last national rankings in assist-turnover ratio. Currently at 2.38 with 119 assists and 50 turnovers through 32 games.
- Currently 14th on UW's all-time starts list with 80.
- Ranks sixth in the Mountain West in assists per game (3.7)
- Currently eighth on UW's all-time top 10 assists with 341.

- Reached double figures for second consecutive game with 13 against Sioux Falls.
- Scored a career high 18 points against UC Irvine to go with four assists.
- In the three games of the Jim Thorpe Classic, he posted 15 assists and one turnover.
- He scored 10 points against Green Bay, scoring in double-figures for the first time this season.
- Luster made his 50th career start for Wyoming in the season opener against Western State.

**2010-11:** Luster had a solid junior season for UW. He played in 28 games, with starts in 22 of those games. He missed two games due to injuries and one with illness. He had a career-high average of 5.9 points, while adding 3.4 assists, 2.3 rebounds and 0.9 steals a game. His assist average was the ninth highest in the MW and he also ranked seventh in assist to turnover ratio with a 1.75 to 1. He reached double figures in scoring five times--13 vs. North Florida (Nov. 18), 15 vs. Indiana State (Dec. 4), 10 vs. Denver (Dec. 14), a career-high 16 against Centenary (Dec. 20) and 10 at San Diego State (Jan. 29).

Luster played all 40 minutes against North Florida, marking the first time in his career he played an entire game. Despite playing point guard and standing 5-9, he led the Pokes in rebounding against both Western Illinois (6) and Colorado State (8). Those eight rebounds against CSU are a career high. He had a season-high eight assists and committed just one turnover against UNLV on Jan. 25.

**2009-10:** After sitting out the 2008-09 season due to transferring to Wyoming from New Mexico State, Luster became a major contributor to the Cowboys as a redshirt sophomore. He began the year by being named a team captain in May of 2009 before ever playing a game at UW. Luster was selected as the Pokes' starting point guard and responded with one of the best assist seasons in Wyoming history. He dished out 126 assists on the year, which matches the 10th most in a single season in school history. He ended the season with a 4.3 assists per game average, which was the fifth best in the MWC. He dished out 11 assists in UW's win over Peru State, which matches the fifth most in a single game in school history. He had nine assists or more in three different games.

Luster's best game of the season came in UW's 17-point come-from-behind win over San Diego State, his hometown school. He scored a career high 14 points (13 came in the second half) and had six assists in the win. He keyed the improbable comeback by knocking down three three pointers in the final 2:27, including the game winner with six seconds left.

Other great games for Luster included a then career high 13 points against Colorado State on Jan. 6, nine assists against New Mexico on Jan. 16 and nine points, nine assists, five steals and four rebounds against Pepperdine on Nov. 29. He had three perfect games--a game in which he hands out numerous assists and does not commit a turnover. Those perfect games included four assists and zero turnovers against CSU, 11 assists and no turnovers against Peru State and six assists and no turnovers against South Dakota. Defensively, Luster averaged 1.2 steals a game and racked up two five-steal games.

**2008-09:** After transferring to Wyoming from New Mexico State University, Luster had to sit out of competition during the 2008-09 season to satisfy NCAA transfer rules. He used his redshirt year and therefore did not lose a year of eligibility. He was able to practice with the Cowboys and participate in virtually all team activities, with the exception of games. He also led Wyoming's scout team in practice and was able to go against former Cowboy Brandon Ewing every day.

**Before Wyoming:** Luster, a native of San Diego, Calif., transferred to UW from New Mexico State where he spent 2007-08. In his only season with the Aggies, Luster appeared in 27 games as a true freshman. On the year, he shot 40 percent from the field while dishing out 30 assists and recording nine steals.

Luster had a tremendous high school career at Hoover High School in San Diego, Calif., where he played for coach Ollie Goulston.

**Personal:** Luster was born on Jan. 14, 1989 in San Diego, Calif. He is the son of Laini Patton and has a younger sister. He is majoring in social science.

## JayDee Luster's Bests

### Career Highs

Points	18 vs. UC Irvine, 12-13-11
Rebounds	8 vs. Colorado, State 2-05-11
Assists	11 vs. Peru State, 11-18-09
Blocks	1 vs. Utah, 1-27-10
Steals	5 twice, last vs. Pepperdine, 11-29-09
Minutes	40 vs. North Florida, 11-18-10

### 2011-12 Season Highs

Points	18 vs. UC Irvine, 12-13-11
Rebounds	6 at UNLV, 3-8-12
Assists	8 vs. TCU, 2-28-12
Blocks	NA
Steals	3 at Utah Valley, 1-3-12
Minutes	39 three times, last at Colorado State, 2-18-12

### Conference Career Highs

Points	14 vs. San Diego State, 1-09-10
Rebounds	8 vs. Colorado, State 2-05-11
Assists	9 vs. New Mexico, 1-16-10
Blocks	1 vs. Utah, 1-27-10
Steals	2 six times, last vs. TCU, 2-28-11
Minutes	39 five times, last at Colorado State, 2-18-12

### Double-Figure Scoring Games

Career	12
2011-12 Season	4

### Twenty-Point Scoring Games

Career	0
2011-12 Season	0

### Double-Figure Rebounding Games

Career	0
2011-12 Season	0

### Double-Double Games

Career	0
2011-12 Season	0

### 2011-12 Game-by-Game Statistics (Senior)

OPPONENT	MIN	FG/%	3-PT./%	FT/%	OR	DR	TOT REB	PF	A	TO	BL	ST	TOT PTS	GS
Western St.	12	1-2 (.500)	1-1 (1.000)	0-0 (—)	0	1	1	2	1	0	0	1	3	S
Northern Colo.	15	1-1 (1.000)	1-1 (1.000)	3-4 (.750)	0	2	2	4	2	0	0	0	6	S
at Green Bay	32	2-6 (.333)	2-3 (.666)	4-8 (.500)	1	3	4	1	4	2	0	2	10	S
South Dakota	30	2-7 (.285)	0-2 (.000)	3-4 (.750)	1	4	5	3	4	0	0	2	7	S
Portland State	25	0-1 (.000)	0-0 (—)	0-2 (.000)	0	1	1	2	5	0	0	1	0	S
Md. Eastern Shore	21	2-3 (.666)	0-0 (—)	0-0 (—)	0	2	2	2	6	0	0	1	4	S
Louisiana Tech	29	2-4 (.500)	1-2 (.500)	2-2 (1.000)	0	0	0	1	4	1	0	0	7	S
Utah Valley	19	1-6 (.166)	1-4 (.250)	0-2 (.000)	0	0	0	2	5	1	0	2	2	S
Bradley	33	1-3 (.333)	0-1 (.000)	1-3 (.333)	0	2	2	2	6	1	0	1	3	S
at Colorado	31	0-1 (.000)	0-0 (—)	0-0 (—)	0	1	1	3	6	4	0	0	0	S
UC Irvine	32	6-12 (.500)	3-5 (.600)	3-5 (.600)	1	2	3	2	4	2	0	2	18	S
Sioux Falls	33	3-7 (.428)	0-3 (.000)	7-8 (.875)	0	0	0	3	2	1	0	2	13	S
at Denver	36	0-3 (.000)	0-1 (.000)	4-4 (1.000)	0	2	2	4	1	1	0	1	4	S
at Idaho St.	12	1-1 (1.000)	0-0 (—)	2-2 (1.000)	1	2	3	3	2	1	0	0	4	S
at Utah Valley	35	3-7 (.428)	3-5 (.600)	0-0 (—)	2	3	5	3	2	1	0	3	9	S
Idaho St.	21	1-2 (.500)	0-0 (—)	0-0 (—)	0	2	2	2	4	2	0	0	2	S
New Mexico*	37	1-5 (.200)	0-0 (—)	2-2 (1.000)	0	1	1	3	2	1	0	2	3	S
at Air Force*	39	1-3 (.333)	1-2 (.500)	1-3 (.333)	0	1	1	1	4	2	0	0	4	S
Colorado St.*	34	2-5 (.400)	2-3 (.666)	3-4 (.750)	2	1	3	5	5	0	0	0	9	S
San Diego St.*	37	1-10 (.100)	0-4 (.000)	2-2 (1.000)	2	0	2	2	4	3	0	1	4	S
at Boise St.*	27	3-3 (1.000)	0-0 (—)	1-1 (1.000)	0	0	0	5	5	3	0	0	7	S
at TCU*	39	1-2 (.500)	0-0 (—)	0-1 (.000)	0	0	0	3	2	5	0	0	2	S
UNLV*	28	1-1 (1.000)	1-1 (1.000)	2-4 (.500)	0	1	1	3	2	2	0	1	5	S
at New Mexico*	37	0-2 (.000)	0-1 (.000)	0-0 (—)	2	1	3	5	5	3	0	1	0	S
Air Force*	38	3-8 (.375)	0-4 (.000)	5-5 (1.000)	1	3	4	0	4	3	0	2	11	S
at Colorado St.*	39	3-5 (.600)	1-3 (.333)	0-0 (—)	0	2	2	5	4	1	0	0	7	S
at San Diego St.*	38	2-5 (.400)	2-5 (.400)	0-0 (—)	0	2	2	5	2	2	0	1	6	S
Boise St.*	32	2-5 (.400)	1-2 (.500)	4-5 (.800)	0	2	2	4	4	2	0	0	9	S
TCU*	26	0-2 (.000)	0-0 (—)	2-2 (1.000)	0	3	3	2	8	0	0	2	2	S
at UNLV*	28	0-2 (.000)	0-2 (.000)	1-2 (.500)	0	1	1	5	1	3	0	0	1	S
MW Tournament at UNLV	37	2-6 (.333)	0-2 (.000)	0-1 (.000)	1	5	6	2	3	2	0	0	4	S
CBI Tournament NO. DAKOTA ST.	24	0-1 (.000)	0-1 (.000)	4-4 (1.000)	0	2	2	3	6	1	0	0	4	S

## Career Statistics

	G/GS	MIN/AVG	FG-FGA/FG%	3-PT./FG%	FT-FTA/FT%	OR	DR	REB	AVG	A	TO	BL	ST	PTS	AVG
'08-'09	Redshirted to satisfy NCAA transfer rules														
'09-'10	29/27	809/27.9	44-147/.299	19-71/.268	57-87/.655	25	62	87	3.0	126	74	1	34	164	5.7
'10-'11	28/22	782/27.9	43-128/.336	12-56/.214	68-100/.680	17	48	65	2.3	96	55	0	25	166	5.9
'11-'12	32/31	956/29.9	48-131/.366	20-58/.345	56-80/.700	14	52	66	2.1	119	50	0	28	172	5.4
Totals	89/80	2547/28.6	135-406/.333	51-185/.276	181-267/.678	56	162	218	2.4	341	179	1	87	502	5.6



## #24 Tyrone Marshall

**Forward**

**6-8                      220              Freshman**

**Denver, Colo.**

**(George Washington High School)**

### 2011-12 Notes:

- Notched career highs in points (5), rebounds (3) and blocks (1) against Idaho State on 1-9-12.
- Played 16 minutes in his career debut in season opener against Western State.

**Before Wyoming:** Marshall averaged 15 points, nine rebounds and six blocked shots per game during the 2010-11 season at George Washington High School. He was named Honorable Mention All-State Class 5A by The Denver Post his senior season, and was named First Team All-Conference in the Denver Prep League. Marshall helped lead G.W. to an 18-7 overall record, a 6-2 conference mark and the Sweet 16 of the state playoffs during the season. He recorded three triple-doubles his senior season in points, rebounds and blocked shots.

His head coach, Michael Rogers, described Marshall as being an integral part of G.W.'s team that finished as the runner-up for the 2009 5A State Championship in Marshall's sophomore season. George Washington narrowly lost that 2009 state championship game, falling in overtime by a score of 67-63 to Regis Jesuit.

**Personal:** Marshall was born on Oct. 26, 1992 in Denver, Colo. He is the son of Tyrone Sr. and Dannie Marshall and has five siblings. He is majoring in architectural engineering. He was also recruited by Tulsa, Pepperdine, Portland and Tennessee-Martin.

## Tyrone Marshall's Bests

### Career Highs

Points	5 vs. Idaho State, 1-9-12
Rebounds	3 vs. Idaho State, 1-9-12
Assists	NA
Blocks	1 vs. Idaho State, 1-9-12
Steals	1 vs. Western State, 11-12-11
Minutes	16 vs. Western State, 11-12-11

### 2011-12 Season Highs

Points	5 vs. Idaho State, 1-9-12
Rebounds	3 vs. Idaho State, 1-9-12
Assists	NA
Blocks	NA
Steals	1 vs. Western State, 11-12-11
Minutes	16 vs. Western State, 11-12-11

### Conference Career Highs

Points	NA
Rebounds	NA
Assists	NA
Blocks	NA
Steals	NA
Minutes	1 twice, last at UNLV, 3-3-12

### Double-Figure Scoring Games

Career	0
2011-12 Season	0

### Twenty-Point Scoring Games

Career	0
2011-12 Season	0

### Double-Figure Rebounding Games

Career	0
2011-12 Season	0

### Double-Double Games

Career	0
2011-12 Season	0

### 2011-12 Game-by-Game Statistics (Freshman)

OPPONENT	MIN	FG/%	3-PT./%	FT/%	OR	DR	TOT REB	PF	A	TO	BL	ST	TOT PTS	GS
Western St.	16	1-4 (.250)	0-0 (---)	0-0 (---)	0	2	2	3	0	2	0	1	2	
Northern Colo.	DNP	Coach's decision												
at Green Bay	DNP	Coach's decision												
South Dakota	1	0-0 (---)	0-0 (---)	0-0 (---)	0	0	0	0	0	0	0	0	0	
Portland State	1	0-2 (.000)	0-0 (---)	0-0 (---)	0	0	0	0	0	0	0	0	0	
Md. Eastern Shore	4	0-0 (---)	0-0 (---)	0-0 (---)	0	1	1	1	0	1	0	0	0	
Louisiana Tech	DNP	Coach's decision												
Utah Valley	4	0-1 (.000)	0-0 (---)	0-0 (---)	1	0	1	0	0	0	0	0	0	
Bradley	DNP	Coach's decision												
at Colorado	DNP	Coach's decision												
UC Irvine	DNP	Coach's decision												
Sioux Falls	DNP	Coach's decision												
at Denver	DNP	Coach's decision												
at Idaho St.	1	0-0 (---)	0-0 (---)	0-0 (---)	0	0	0	0	0	0	0	0	0	
at Utah Valley	DNP	Coach's decision												
Idaho St.	10	1-3 (.333)	0-0 (---)	3-5 (.600)	2	1	3	3	0	2	1	0	5	
New Mexico*	DNP	Coach's decision												
at Air Force*	DNP	Coach's decision												
Colorado St.*	1	0-0 (---)	0-0 (---)	0-0 (---)	0	0	0	0	0	0	0	0	0	
San Diego St.*	DNP	Coach's decision												
at Boise St.*	DNP	Coach's decision												
at TCU*	DNP	Coach's decision												
UNLV*	DNP	Coach's decision												
at New Mexico*	DNP	Coach's decision												
Air Force*	DNP	Coach's decision												
at Colorado St.*	DNP	Coach's decision												
at San Diego St.*	DNP	Coach's decision												
Boise St.*	DNP	Coach's decision												
TCU*	DNP	Coach's decision												
at UNLV*	1	0-0 (---)	0-0 (---)	0-0 (---)	0	0	0	0	0	0	0	0	0	
<b>MW Tournament</b>														
at UNLV	DNP	Coach's decision												
<b>CBI Tournament</b>														
NO. DAKOTA ST.	DNP	Coach's decision												

## Career Statistics

	G/GS	MIN/AVG	FG-FGA/FG%	3-PT./FG%	FT-FTA/FT%	OR	DR	REB	AVG	A	TO	BL	ST	PTS	AVG
'11-'12	9/0	39/4.3	2-10/.200	0-0/.000	3-5/.600	3	4	7	0.8	0	5	1	1	7	0.8



## #25 Luke Martinez

**Guard**  
**6-4 185 Redshirt-Junior**  
**Bismarck, N.D.**  
**(Williston State College, N.D.)**

### 2011-12 Notes:

- One of the top three-point shooters in the Mountain West, ranking first in the conference and 44th nationally in threes per game (2.6) and fifth in the Mountain West in three-point percentage (33.8).
- Has hit one three-pointer in 28 consecutive games for the longest active streak in the Mountain West.
- Ranks fourth in the MW in steals per game (1.7).
- Tied a career high with eight rebounds and four assists at TCU (2/1)
- Reached double figures in all but six games this season.
- Earned a career-high 23 points against Idaho State thanks to a 5-of-5 showing beyond the arc.
- Played all 40 minutes at Utah Valley to earn four assists.
- Set a career high with two blocks versus Idaho State.
- Tied a career high scoring 20 points against Bradley. It was the second time in three games he scored 20 points.
- Named MVP of the Jim Thorpe Classic after posting three double-digit scoring games, including setting his career high twice. Shot 61 percent (13-of-21) from deep during the event.
- Martinez was impressive in his career debut in the season opener against Western State. He finished second on the team with 13 points and missed just one (a free throw) of his 11 shot attempts during the game.

**2010-11:** Martinez broke his left elbow in practice on Oct. 28 and underwent surgery on Nov. 3. He missed the entire season and used a redshirt year. He was able to join the team for practice during the stretch run of the MW play.

**Before Wyoming:** Martinez's junior college career was highlighted by earning Second Team All-America honors for NJCAA Division I following his sophomore season of 2009-10.

Following both his freshman and sophomore seasons at Williston State, Martinez was a First Team All-Conference and All-Region selection. He was his region's Most Valuable Player as a sophomore and helped lead Williston State to a 25-7 record during the 2009-10 season.

Martinez was one of the top junior college scorers in the nation in 2009-10 and ranked 25th nationally with 19.7 points per game. He made 99 three pointers, while shooting 39 percent from three-point range. He averaged 5.8 rebounds, 2.1 assists and 2.5 steals. He also shot 54 percent from the field and 84 percent from the free-throw line. One of his best games of the season came in the state of Wyoming, as he scored 31 points in a game at Casper College on Nov. 6. Martinez went to Bismarck High School and played for coach Steve Miller.

**Personal:** Martinez was born on August 24, 1990 in Rugby, N.D. He is the son of Linda and Louis and has three siblings--Jory, Alita and Elaine. Martinez is majoring in social science at UW.

## Luke Martinez's Bests

### Career Highs

Points	23 vs. Idaho State, 1-9-12
Rebounds	10 vs. North Dakota State, 3-14-12
Assists	4 three times, last at TCU, 2-1-12
Blocks	2 at Idaho State, 12-22-11
Steals	5 twice, last at New Mexico, 2-11-12
Minutes	40 at Utah Valley, 1-3-12

### 2011-12 Season Highs

Points	23 vs. Idaho State, 1-9-12
Rebounds	10 vs. North Dakota State, 3-14-12
Assists	4 three times, last at TCU, 2-1-12
Blocks	2 at Idaho State, 12-22-11
Steals	5 twice, last at New Mexico, 2-11-12
Minutes	40 at Utah Valley, 1-3-12

### Conference Career Highs

Points	17 at Boise State, 1-28-12
Rebounds	9 at UNLV, 3-8-12
Assists	4 at TCU, 2-1-12
Blocks	1 three times, last at UNLV, 3-8-12
Steals	5 at New Mexico, 2-11-12
Minutes	37 twice, last vs. UNLV, 2-4-12

### Double-Figure Scoring Games

Career	22
2011-12 Season	22

### Twenty-Point Scoring Games

Career	3
2011-12 Season	3

### Double-Figure Rebounding Games

Career	1
2011-12 Season	1

### Double-Double Games

Career	0
2011-12 Season	0

### 2011-12 Game-by-Game Statistics (Junior)

OPPONENT	MIN	FG/%	3-PT./%	FT/%	OR	DR	TOT REB	PF	A	TO	BL	ST	TOT PTS	GS
Western St.	14	3-3 (1.000)	1-1 (1.00)	6-7 (.857)	0	2	2	0	1	0	0	1	13	S
Northern Colo.	27	4-11 (.363)	2-9 (.222)	1-1 (1.000)	1	3	4	4	0	1	0	2	11	S
at Green Bay	22	0-8 (.000)	0-5 (.000)	3-5 (.600)	2	1	3	4	0	2	0	0	3	S
South Dakota	DNP- Injured													
Portland State	23	5-10 (.500)	3-7 (.428)	0-0 (---)	2	4	6	1	1	0	0	1	13	S
Md. Eastern Shore	18	6-6 (1.000)	5-5 (1.000)	1-2 (.500)	0	6	6	1	2	1	0	2	18	S
Louisiana Tech	31	5-10 (.500)	5-9 (.555)	5-5 (1.000)	1	2	3	2	4	2	0	0	20	S
Utah Valley	10	2-7 (.285)	1-4 (.250)	0-0 (---)	2	1	3	2	0	0	0	0	5	S
Bradley	23	7-11 (.636)	6-10 (.600)	0-0 (---)	0	1	1	3	1	3	0	2	20	S
at Colorado	35	4-8 (.500)	4-8 (.500)	2-3 (.666)	0	6	6	3	0	2	0	5	14	S
UC Irvine	35	4-9 (.444)	2-7 (.285)	3-3 (1.000)	1	1	2	0	1	0	0	4	13	S
Sioux Falls	34	4-9 (.444)	1-6 (.166)	2-3 (.667)	1	5	6	1	2	0	1	2	11	S
at Denver	30	2-12 (.166)	1-9 (.111)	0-0 (---)	0	4	4	2	1	1	0	1	5	S
at Idaho St.	26	5-9 (.555)	4-7 (.571)	2-2 (1.000)	2	4	6	1	1	0	2	2	16	S
at Utah Valley	40	4-13 (.307)	4-12 (.333)	5-5 (1.000)	0	3	3	1	4	2	0	0	17	S
Idaho St.	20	6-6 (1.000)	5-5 (1.000)	6-8 (.750)	0	1	1	1	3	1	1	2	23	S
New Mexico*	37	4-13 (.307)	2-9 (.222)	1-1 (1.000)	0	3	3	4	0	2	0	2	11	S
at Air Force*	33	5-10 (.500)	3-7 (.428)	2-2 (1.000)	0	1	1	1	3	1	0	3	15	S
Colorado St.*	34	3-14 (.214)	1-9 (.111)	5-6 (.833)	1	3	4	2	0	0	0	3	12	S
San Diego St.*	29	4-12 (.333)	3-9 (.333)	0-0 (---)	1	1	2	2	1	2	0	2	11	S
at Boise St.*	36	7-12 (.583)	3-8 (.375)	0-0 (---)	0	4	4	1	3	2	0	1	17	S
at TCU*	34	2-12 (.166)	2-12 (.166)	0-0 (---)	2	6	8	4	4	3	0	3	6	S
UNLV*	37	5-13 (.384)	5-13 (.384)	0-0 (---)	0	4	4	2	1	1	0	1	15	S
at New Mexico*	34	2-8 (.250)	1-6 (.166)	4-5 (.800)	0	5	5	4	0	1	1	5	9	S
Air Force*	32	3-10 (.300)	2-8 (.250)	0-0 (---)	1	2	3	3	2	2	1	1	8	S
at Colorado St.*	31	5-13 (.384)	5-12 (.416)	0-0 (---)	0	4	4	1	1	1	0	1	15	S
at San Diego St.*	35	1-5 (.200)	1-5 (.200)	2-3 (.666)	0	2	2	1	2	1	0	1	5	S
Boise St.*	27	3-8 (.375)	2-5 (.400)	2-3 (.666)	0	4	4	1	2	1	0	0	10	S
TCU*	26	1-8 (.125)	1-6 (.166)	0-0 (---)	0	3	3	3	2	0	0	1	3	S
at UNLV*	36	3-11 (.272)	1-7 (.142)	8-9 (.888)	1	1	2	0	2	1	1	1	15	S
MW Tournament														
at UNLV	32	4-14 (.285)	3-11 (.272)	0-0 (---)	2	7	9	2	0	3	1	2	11	S
CBI Tournament														
NO. DAKOTA ST.	31	2-7 (.285)	1-6 (.166)	4-6 (.666)	0	10	10	3	1	2	0	2	9	S

## Career Statistics

	G/GS	MIN/AVG	FG-FGA/FG%	3-PT./FG%	FT-FTA/FT%	OR	DR	REB	AVG	A	TO	BL	ST	PTS	AVG
'10-'11	DNP-Injured														
'11-'12	31/30	912/29.4	115-302/.381	80-237/.338	64-79/.810	20	104	124	4.0	47	38	8	53	374	12.1





## #11 Afam Muojeke

**Guard/Forward**

**6-8 210 Senior**

**Jamaica, Queens, N.Y.  
(Genesis One Prep, Miss.)**

**Pronunciation: uh-FAHM moo-JEK-ee**

### 2011-12 Notes:

- Muojeke had surgery on his left knee on Jan. 30 and will miss at least a month.
- Posted a season-high nine points versus Maryland Eastern Shore during a season-high 13 minutes of action.
- Muojeke made his return to the Cowboy lineup in the season opener for his first time since injuring his knee on Jan. 4, 2011. He scored two points and collected four steals.

**2010-11:** Muojeke began the 2010-11 season on the path to recovery from a torn patellar tendon in his left knee, an injury that ended his sophomore season prematurely. After spending the summer of 2010 rehabbing, he was healthy enough to begin his junior season with his teammates. He played in nine of Wyoming's first 10 games and contributed in each of those games. He then missed three consecutive games leading up to the Christmas break to give his knee some extra rest. He returned for the final non-conference game of the season as well as UW's first MW game at Colorado State on Jan. 4. After knocking down three three pointers in the first half, his knee swelled. That was the last game he would play all season as it was discovered he tore the meniscus in his left knee and had to undergo surgery.

Prior to the injury, Muojeke played in 11 games with four starts. He averaged 7.7 points and 2.4 rebounds a game. He had three double-figure scoring games--14 vs. Kean (Nov.13), 14 at South Dakota (Dec. 1) and 10 vs. Indiana State (Dec. 4).

**2009-10:** Muojeke was enjoying a very good sophomore season, ranking second in the MW in scoring with 17.9 points per game, until the Cowboys traveled to BYU on Jan. 20. Just eight minutes into the game, Muojeke ruptured the patellar tendon in his left knee. He had surgery on the knee on Jan. 27 and missed the final 12 games of the season.

Mujoeke's season came to an end with him averaging 16.8 points, 3.9 rebounds, 1.6 steals and 1.4 assists per game. He scored in double figures in 13 of 16 games and reached at least 15 points in all 13 of those games. He scored a season-best 30 points in UW's win over San Diego State, missing his career high by just one point. In that game, he helped the Cowboys come back from a 17-point deficit by scoring 12 points in the final 5:11 of the game. His best shooting game of the season came against South Dakota, as he hit a career high five three pointers. He had a career high five steals against Adams State.

Mujoeke reached the 500-point plateau for his young career against Boise State. He reached 500 points in just 36 games and ended his sophomore season with 723 career points. Those 723 points are the sixth most in Wyoming history by a player following their sophomore year and the 10th most by a player during their first two years at UW.

Prior to his season-ending injury, Muojeke missed three games early in the season with a sore knee--vs. Monmouth, Pepperdine and Loyola Marymount. Those were the first missed games of his career.

**2008-09:** Muojeke had a tremendous freshman season, which was highlighted by his selection as the MW's Freshman of the Year (which was voted on by the league's head coaches and media members). He was also selected as an Honorable Mention All-Freshman by Collegehoops.net, becoming one of only 34 freshman in the nation to be recognized. Finally, he was named an All-Freshman by Rivals.com for all conferences outside the ACC, Big East, Big Ten, Big XII, Pac 10 and SEC.

Mujoeke was the top freshman in the MWC in both scoring and rebounding, averaging 13.8 points and 5.3 rebounds a game. Those were the 12th and 10th best overall averages in the MWC.

By scoring 454 points on the season, Muojeke turned in the best scoring season by a freshman in MWC history. He broke his teammate Brandon Ewing's record of 420 points, which was set during the 2005-06 season. Muojeke's 175 rebounds were the seventh most by a freshman in MWC history. Muojeke's rebounding drastically improved over the final 14 games of the season, as he pulled down 98 rebounds for an average of 7.0 per game during that stretch. In UW's previous 19 games, Muojeke had 77 rebounds for an average of 4.1.

In the Cowboys' home win over Air Force, Muojeke recorded his first career double-double with 16 points and 10 rebounds. In UW's home win over Colorado State, Muojeke had the second best scoring performance of his career with 25. He also blocked a career high two shots. He set the tone for his spectacular freshman season right out of the blocks, as he scored a career high 31 points in UW's season opening win over Cal State Bakersfield, which was his first career college game. Those 31 points against CSUB tie for the 15th best individual scoring performance in Arena-Auditorium history. In the game, he made 15 free-throws, which are the fourth most in a single game in Arena-Auditorium history and a tie for the ninth most in school history. Those free throws also set an MWC record for most free throws made by a freshman. On the season, Muojeke played in all 33 games and started 31. He scored in double figures 22 times.

**2007-08:** Muojeke redshirted.

**Before Wyoming:** Muojeke attended Genesis One Preparatory School in Mendenhall, Miss. where he averaged 23.7 points, 5.0 rebounds and 3.0 assists per game. He helped lead Genesis One to a 21-14 record in 2006-07. Genesis One was ranked as high as No. 8 in the nation among prep schools by HoopsUSA.com. It concluded the 2006-07 season as the consolation champion at the National Association of Christian Athletes National Tournament in Dayton, Tenn. His first season at Genesis One, Muojeke averaged 21 points, six rebounds and six assists. His prep school coach was Vic Evans.

**Personal:** Born July 7, 1988, Muojeke is originally from Jamaica, Queens, N.Y. His parents are Eucharua and John Muojeke. Muojeke was also recruited by Colorado, Minnesota, New Mexico, Ole Miss, Pepperdine and Tennessee. He is majoring in social sciences.

## Afam Muojeke's Bests

### Career Highs

Points	31 vs. Cal State Bakersfield, 11-14-08
Rebounds	13 vs. UNLV, 2-18-09
Assists	5 vs. Denver, 11-29-08
Blocks	2 three times, Akron, 12-30-09
Steals	5 vs. Adams State, 1-2-10
Minutes	43 at TCU, 1-21-09

### 2011-12 Season Highs

Points	9 vs. MD Eastern Shore, 11-26-11
Rebounds	3 vs. Utah Valley, 11-30-11
Assists	1 three times, last at Idaho State, 12-22-11
Blocks	NA
Steals	4 vs. Western State, 11-12-11
Minutes	13 vs. MD Eastern Shore, 11-26-11

### Conference Career Highs

Points	30 vs. San Diego State, 1-9-10
Rebounds	13 vs. UNLV, 2-18-09
Assists	4 three times, last vs. Adams State, 1-2-10
Blocks	2 twice, last vs. Akron, 12-30-09
Steals	3 vs. New Mexico, 1-16-10
Minutes	43 at TCU, 1-21-09

### Double-Figure Scoring Games

Career	38
2011-12 Season	0

### Twenty-Point Scoring Games

Career	11
2011-12 Season	0

### Double-Figure Rebounding Games

Career	2
2011-12 Season	0

### Double-Double Games

Career	1
2011-12 Season	0

### 2011-12 Game-by-Game Statistics (Senior)

OPPONENT	MIN	FG/%	3-PT./%	FT/%	OR	DR	TOT REB	PF	A	TO	BL	ST	TOT PTS	G/S
Western St.	12	0-1 (.000)	0-0 (.000)	2-2 (1.000)	1	1	2	1	1	6	0	4	2	
Northern Colo.	1	0-0 (.000)	0-0 (.000)	0-0 (.000)	0	1	1	0	0	0	0	0	0	
at Green Bay	DNP - Injured													
South Dakota	7	0-2 (.00)	0-2 (.000)	2-3 (.666)	0	2	2	0	0	0	0	0	2	
Portland State	6	2-3 (.666)	1-1 (1.000)	0-2 (.000)	0	1	1	1	0	1	0	0	5	
Md. Eastern Shore	13	1-4 (.250)	0-2 (.000)	7-7 (1.000)	0	1	1	0	0	0	0	0	9	
Louisiana Tech	DNP - Injured													
Utah Valley	11	2-4 (.500)	1-3 (.333)	3-3 (1.000)	0	3	3	0	0	0	1	0	8	
Bradley	2	0-0 (---)	0-0 (---)	0-0 (---)	0	1	1	2	0	0	0	0	0	
at Colorado	DNP- Coach's decision													
UC Irvine	4	0-1 (.000)	0-1 (.000)	0-0 (---)	0	1	1	1	1	1	0	1	0	
Sioux Falls	2	0-2 (.000)	0-1 (.000)	0-0 (---)	0	0	0	0	0	0	0	1	0	
at Denver	12	0-2 (.000)	0-2 (.000)	0-0 (---)	0	2	2	1	0	0	0	0	0	
at Idaho St.	7	0-1 (.000)	0-1 (.000)	0-0 (---)	0	1	1	0	1	0	0	0	0	
at Utah Valley	DNP- Injured													
Idaho St.	DNP- Injured													
New Mexico*	DNP- Injured													
at Air Force*	3	0-2 (.000)	0-2 (.000)	0-0 (---)	0	0	0	0	0	0	0	0	0	
Colorado St.*	DNP- Injured													
San Diego St.*	DNP- Injured													
at Boise St.*	DNP- Injured													
at TCU*	DNP- Injured													
UNLV*	DNP- Injured													
at New Mexico*	DNP- Injured													
Air Force*	DNP- Injured													
at Colorado St.*	DNP- Injured													
at San Diego St.*	DNP- Injured													
Boise St.*	DNP- Injured													
TCU*	DNP- Injured													
at UNLV*	DNP- Injured													
MW Tournament														
at UNLV	DNP- Injured													
CBI Tournament														
NO. DAKOTA ST.	DNP- Injured													

## Career Statistics

	G/GS	MIN/AVG	FG-FGA/FG%	3-PT./FG%	FT-FTA/FT%	OR	DR	REB	AVG	A	TO	BL	ST	PTS	AVG
'07-'08	Redshirted														
'08-'09	33/31	991/30.0	154-333/.462	41-124/.331	105-144/.729	18	157	175	5.3	51	106	13	27	454	13.8
'09-'10	16/14	454/28.4	77-178/.433	29-87/.333	86-103/.835	12	50	62	3.9	23	55	4	25	269	16.8
'10-'11	11/ 4	201/18.3	28-80/.350	16-51/.314	13-18/.722	4	22	26	2.4	10	15	0	8	85	7.7
'11-'12	12/0	80/6.7	5-22/.227	2-15/.133	14-17/.824	1	14	15	1.3	3	8	1	6	26	2.2
Totals	72/49	1726/24.0	264-613/.431	88-277/.318	218-282/.773	35	243	278	3.9	87	184	18	66	834	11.6



## #24 Larry Nance Jr.

**Guard/Forward**

**6-7**

**210**

**Freshman**

**Richfield, Ohio**

**(Revere High School)**

### 2011-12 Notes:

- Notched a career-high nine points and three field goals at San Diego State in a career-high 31 minutes of action.
- As the first man off the bench this season, has averaged 4.0 rebounds for second on the team.
- Played 26 minutes against Boise State to earn eight points and six rebounds.

- Was featured as the No. 1 play on ESPN SportsCenter's Top 10 on Jan. 24 for his dunk against No. 12/13 San Diego State at the end of the first half.
- Notched a season-high nine rebounds against Louisiana Tech and added a season-high four steals to go with two points.
- Nance showed his versatility in his first career game for the Cowboys. He played a team-high 25 minutes while racking up eight points, seven rebounds, two assists and two steals.

**Before Wyoming:** During his senior year in 2010-11, Nance averaged 18.2 points, 9.5 rebounds, 3.0 blocks, 2.6 steals and 2.3 assists per game. He helped lead Revere High School to a 21-2 overall record this past season, its best record in school history. The Minutemen won their second-straight Suburban League Championship and were 13-0 in league games.

Following his senior season, Nance received numerous postseason honors. He was named Second Team All-Ohio, First Team All-Suburban League and First Team All-District. He was Revere's team MVP and leaves as the school's all-time leader in blocked shots for a career, season and game.

Nance played in numerous all-star games, including the North/South game, the Summit County/Stark County game and earned MVP honors following the Greater Akron Basketball Coaches Association all-star game.

Over his final two seasons, the Revere Minutemen compiled a record of 40-6 overall and were 28-0 in league games. They advanced to the Division I district final in each of his last two seasons. The two league championships were the first for Revere High School since 1976.

Nance and fellow UW freshman Jack Bentz played on the same AAU team in Ohio.

**Personal:** Nance was born on Jan. 1, 1993 in Akron, Ohio, to Larry Sr. and Jaynee Nance. He has an older sister, Casey, who currently plays basketball at the University of Dayton and a younger brother, Pete. Larry Sr. enjoyed a 13-year career in the NBA (1981-94). After playing college basketball at Clemson, he played for the Cleveland Cavaliers and the Phoenix Suns. He was a three-time All-Star and was named to the NBA's All-Defensive First Team in 1989. He is also known for winning the NBA's first-ever dunk contest in 1984. Larry Jr. is majoring in business and was also recruited by Michigan, Michigan State, Central Michigan and Ohio.

## Larry Nance's Bests

### Career Highs

Points	9 at San Diego State, 2-22-12
Rebounds	9 vs. Louisiana Tech, 11-27-11
Assists	2 vs. Western State, 11-12-11
Blocks	2 three times, last vs. New Mexico 1-14-12
Steals	4 vs. Louisiana Tech, 11-27-11
Minutes	31 at San Diego State, 2-22-12

### 2011-12 Season Highs

Points	9 at San Diego State, 2-22-12
Rebounds	9 vs. Louisiana Tech, 11-27-11
Assists	2 vs. Western State, 11-12-11
Blocks	2 three times, last vs. New Mexico 1-14-12
Steals	4 vs. Louisiana Tech, 11-27-11
Minutes	31 at San Diego State, 2-22-12

### Conference Career Highs

Points	9 at San Diego State, 2-22-12
Rebounds	8 vs. San Diego State, 1-24-12
Assists	1 four times, last at UNLV, 3-8-12
Blocks	2 vs. New Mexico, 1-14-12
Steals	2 three times, last at UNLV, 3-3-12
Minutes	31 at San Diego State, 2-22-12

### Double-Figure Scoring Games

Career	0
2011-12 Season	0

### Twenty-Point Scoring Games

Career	0
2011-12 Season	0

### Double-Figure Rebounding Games

Career	0
2011-12 Season	0

### Double-Double Games

Career	0
2011-12 Season	0

### 2011-12 Game-by-Game Statistics (Freshman)

OPPONENT	MIN	FG/%	3-PT./%	FT/%	OR	DR	TOT REB	PF	A	TO	BL	ST	TOT PTS	GS
Western St.	25	3-6 (.500)	0-2 (.000)	2-2 (1.000)	1	6	7	2	2	4	1	2	8	
Northern Colo.	13	0-2 (.000)	0-0 (—)	0-0 (.000)	1	2	3	2	1	0	1	0	0	
at Green Bay	9	0-1 (.000)	0-0 (—)	0-0 (—)	0	2	2	1	0	0	0	0	0	
South Dakota	11	1-2 (.500)	0-0 (—)	2-2 (1.000)	0	1	1	2	0	0	0	0	4	
Portland State	17	2-3 (.666)	0-0 (—)	0-0 (—)	1	3	4	4	1	0	0	0	4	
Md. Eastern Shore	19	0-2 (.000)	0-0 (—)	4-4 (1.000)	1	2	3	0	1	0	1	2	4	
Louisiana Tech	23	1-5 (.200)	0-1 (.000)	0-0 (—)	3	6	9	1	1	0	1	4	2	
Utah Valley	19	1-3 (.333)	0-0 (—)	5-5 (1.000)	3	3	6	2	0	1	1	2	7	
Bradley	13	1-4 (.250)	0-0 (—)	0-0 (—)	1	5	6	4	1	0	1	1	2	
at Colorado	15	2-3 (.666)	0-0 (—)	1-2 (.500)	2	2	4	1	1	1	0	1	5	
UC Irvine	15	2-2 (1.000)	0-0 (—)	0-0 (—)	0	2	2	0	0	0	2	0	4	
Sioux Falls	17	2-3 (.667)	0-0 (—)	1-1 (1.000)	0	4	4	3	0	1	1	1	4	
at Denver	11	0-1 (.000)	0-0 (—)	0-0 (—)	1	2	3	0	0	1	2	0	0	
at Idaho St.	21	3-6 (.500)	0-0 (—)	2-2 (1.000)	4	3	7	4	1	2	1	0	8	
at Utah Valley	10	1-2 (.500)	0-0 (—)	0-0 (—)	1	3	4	1	0	0	0	1	2	
Idaho St.	23	1-3 (.333)	0-0 (—)	0-0 (—)	2	1	3	2	0	3	0	0	2	
New Mexico*	20	1-2 (.500)	0-1 (.000)	2-2 (1.000)	0	1	1	2	0	2	2	1	4	
at Air Force*	17	0-2 (.000)	0-0 (—)	3-4 (.750)	0	2	2	1	1	0	0	2	3	
Colorado St.*	14	1-5 (.200)	0-0 (—)	0-0 (—)	1	1	2	3	0	1	1	0	2	
San Diego St.*	25	3-4 (.750)	0-0 (—)	0-1 (.000)	5	3	8	1	0	2	1	0	6	
at Boise St.*	26	2-5 (.400)	0-0 (—)	4-4 (1.000)	1	5	6	2	0	3	0	0	8	
at TCU*	9	0-0 (—)	0-0 (—)	0-0 (—)	0	1	1	0	0	0	0	0	0	
UNLV*	15	1-1 (1.000)	0-0 (—)	0-0 (—)	0	1	1	2	0	0	0	0	2	
at New Mexico*	19	0-5 (.000)	0-0 (—)	0-0 (—)	1	2	3	1	0	1	0	0	0	
Air Force*	19	1-2 (.500)	0-0 (—)	0-0 (—)	2	4	6	2	0	0	0	2	2	
at Colorado St.*	20	2-3 (.666)	0-0 (—)	0-0 (—)	0	3	3	0	0	0	0	0	4	
at San Diego St.*	31	3-6 (.500)	1-2 (.500)	2-2 (1.000)	1	3	4	2	1	1	1	0	9	
Boise St.*	24	3-5 (.600)	0-1 (.000)	0-2 (.000)	2	3	5	1	0	0	1	1	6	
TCU*	23	4-5 (.800)	0-0 (—)	0-0 (—)	1	4	5	0	0	0	0	0	8	
at UNLV*	20	3-5 (.600)	1-1 (1.000)	1-4 (.250)	3	4	7	2	1	2	0	2	8	
<b>MW Tournament</b>														
at UNLV	17	2-4 (.500)	1-1 (1.000)	2-2 (1.000)	2	1	3	3	1	0	0	1	7	
<b>CBI Tournament</b>														
NO. DAKOTA ST.	15	2-3 (.666)	0-0 (—)	4-4 (1.000)	0	2	2	2	0	2	1	2	8	

## Career Statistics

	G/GS	MIN/AVG	FG-FGA/FG%	3-PT./FG%	FT-FTA/FT%	OR	DR	REB	AVG	A	TO	BL	ST	PTS	AVG
'11-'12	32/0	575/18.0	48-105/45.7	3-9/33.3	35-43/81.4	40	87	127	4.0	13	27	19	25	134	4.2



## #3 Shakir Smith

**Guard**

**6-1**

**160**

**Freshman**

**Tucson, Ariz.**

**(Tucson High School)**

### 2011-12 Notes:

- Earned a career-high three rebounds versus Idaho State.
- Scored his first career points with a trey against Louisiana Tech.
- Smith played 12 minutes in his career debut for the Pokes, earning one steal.

**Before Wyoming:** Smith enjoyed a standout prep career under coach Gary Lewis at Tucson High School and coach Etop Udo-Ema with the AAU Compton (Calif.) Magic. Smith helped the Badgers qualify for the state tournament his final two seasons. As a senior, he averaged more than 24 points, five assists and three steals per game. In the state tournament, Smith scored 32 points in a 68-60 loss to the No. 1 seed in the first round. For his efforts, Smith was named First-Team All-Southern Arizona as a junior and senior by the Arizona Daily Star, while earning All-Southern Player of the Year both seasons also. ESPN's Scouts Grade on Smith was 77 out of a possible 100 points.

Smith started his AAU career with the Tucson Heat, but joined Compton after scoring 42 points against them in a tournament this spring. He spent his summer with the Magic, a national powerhouse, playing in several events, including the adidas Super 64 in Las Vegas. Udo-Ema and Compton were the No. 1 ranked AAU team in the nation last season, and have a history of sending players to Division I institutions. Since playing for the Magic during the summer, Smith received interest from Texas Tech, California, Rhode Island and Nevada.

Smith also excelled on the football field, where he was a dual-threat quarterback. As a junior, he passed for 1,239 yards and added 563 on the ground to earn First-Team All-Southern Arizona honors. As a senior, he repeated first-team honors and was also named Second-Team All-State.

**Personal:** Smith was born on Oct. 25, 1992 in Emporia, Kan., to Bobbie Smith and Levette McEaddy. He is majoring in communications.

## Shakir Smith's Bests

### Career Highs

Points	3 vs. Louisiana Tech, 11-27-11
Rebounds	3 vs. Idaho State, 1-9-12
Assists	NA
Blocks	1 vs. MD Eastern Shore, 11-26-11
Steals	1 three times, last vs. Idaho State, 1-9-12
Minutes	12 twice, last vs. MD Eastern Shore, 11-26-11

### 2011-12 Season Highs

Points	3 vs. Louisiana Tech, 11-27-11
Rebounds	3 vs. Idaho State, 1-9-12
Assists	NA
Blocks	1 vs. MD Eastern Shore, 11-26-11
Steals	1 three times, last vs. Idaho State, 1-9-12
Minutes	12 twice, last vs. MD Eastern Shore, 11-26-11

### Conference Career Highs

Points	NA
Rebounds	NA
Assists	NA
Blocks	NA
Steals	NA
Minutes	1 three times, last vs. TCU, 2-28-12

### Double-Figure Scoring Games

Career	0
2011-12 Season	0

### Twenty-Point Scoring Games

Career	0
2011-12 Season	0

### Double-Figure Rebounding Games

Career	0
2011-12 Season	0

### Double-Double Games

Career	0
2011-12 Season	0

### 2011-12 Game-by-Game Statistics (Freshman)

OPPONENT	MIN	FG/%	3-PT./%	FT/%	OR	DR	TOT REB	PF	A	TO	BL	ST	TOT PTS	GS
Western St.	12	0-4 (.000)	0-3 (.000)	0-0 (---)	0	0	0	3	0	1	0	1	0	
Northern Colo.	DNP	Coach's decision												
at Green Bay	4	0-1 (.000)	0-1 (.000)	0-0 (---)	0	0	0	2	0	0	0	0	0	
South Dakota	1	0-0 (---)	0-0 (---)	0-0 (---)	0	0	0	0	0	0	0	0	0	
Portland State	7	0-3 (.000)	0-1 (---)	0-0 (---)	1	0	1	1	0	1	0	1	0	
Md. Eastern Shore	12	0-1 (.000)	0-1 (.000)	0-0 (---)	0	1	1	3	0	2	1	0	0	
Louisiana Tech	2	1-2 (.500)	1-1 (1.000)	0-0 (---)	0	0	0	0	0	0	0	0	3	
Utah Valley	10	0-1 (.000)	0-1 (.000)	0-0 (---)	0	1	1	3	0	0	0	0	0	
Bradley	2	0-1 (.000)	0-1 (.000)	0-0 (---)	0	0	0	1	0	0	0	0	0	
at Colorado	DNP	Coach's decision												
UC Irvine	DNP	Coach's decision												
Sioux Falls	DNP	Coach's decision												
at Denver	DNP	Coach's decision												
at Idaho St.	2	0-1 (.000)	0-1 (.000)	0-0 (---)	0	0	0	1	0	0	0	0	0	
at Utah Valley	DNP	Coach's decision												
Idaho St.	6	0-4 (.000)	0-0 (---)	2-2 (1.000)	1	2	3	0	0	0	0	1	2	
New Mexico*	DNP	Coach's decision												
at Air Force*	DNP	Coach's decision												
Colorado St.*	1	0-0 (---)	0-0 (---)	0-0 (---)	0	0	0	0	0	0	0	0	0	
San Diego St.*	DNP	Coach's decision												
at Boise St.*	DNP	Coach's decision												
at TCU*	DNP	Coach's decision												
UNLV*	0+	0-0 (---)	0-0 (---)	0-0 (---)	0	0	0	0	0	0	0	0	0	
at New Mexico*	1	0-0 (---)	0-0 (---)	0-0 (---)	0	0	0	1	0	0	0	0	0	
Air Force*	DNP	Coach's decision												
at Colorado St.*	DNP	Coach's decision												
at San Diego St.*	DNP	Coach's decision												
Boise St.*	DNP	Coach's decision												
TCU*	1	0-0 (---)	0-0 (---)	0-0 (---)	0	0	0	0	0	0	0	0	0	
at UNLV*	DNP	Coach's decision												
<b>MW Tournament</b>														
at UNLV	DNP	Coach's decision												
<b>CBI Tournament</b>														
NO. DAKOTA ST.	DNP	Coach's decision												

## Career Statistics

	G/GS	MIN/AVG	FG-FGA/FG%	3-PT./FG%	FT-FTA/FT%	OR	DR	REB	AVG	A	TO	BL	ST	PTS	AVG
'11-'12	14/0	61/4.4	1-18/.056	1-10/.100	2-2/1.000	2	4	6	0.4	0	4	1	3	5	0.4



## #15 Adam Waddell

**Center**  
**6-10 235 Senior**  
**Cody, Wyo. (Cody High School)**

### Pronunciation: WAH-Dell

#### 2011-12 Notes:

- Ranks third in the Mountain West in blocks per game (1.0) and ninth in free throw percentage (73.4).
- Currently ninth in UW's career blocks at 92 and seventh in games played at 123.
- Reached double figures in three-straight games for first time since 2009-10.
- Led the Cowboys in scoring against Colorado with a season-high 17 points to earn Mountain West Player-of-the-Week honors.
- Scored in double figures for the fourth time this season with 15 versus Bradley.
- Reached double figures for the third time with 11 points against Louisiana Tech.

■ Notched 16 points, just two shy of his career high, against Northern Colorado.

■ Waddell posted four points, two assists and one rebound against Western State.

**2010-11:** As a junior, Waddell was a major contributor to the Cowboys despite battling some injuries. He missed eight games early in the season due to tendinitis in his Achilles. He also played much of the year with a stress reaction in his foot. In all, he played 23 games, including the final 17 games of the season. He averaged 3.9 points, 3.1 rebounds and 0.7 blocks a game. His best game of the season came in the Cowboys' win over New Mexico on Jan. 8. In that game, he recorded season highs of 16 points and eight rebounds. He blocked a career-high four shots against Utah on Jan. 15. He scored his 500th career point against New Mexico on Jan. 8, reaching the milestone through his first 76 career games.

**2009-10:** Despite spending much of his sophomore season hampered by injuries, Waddell was a crucial part of the Cowboy lineup. On the year, he averaged 9.4 points, 5.4 rebounds and 0.8 blocks a game. He scored in double figures 13 times and pulled down 10 or more rebounds three times. He recorded a pair of double-doubles vs. Utah (Jan. 27) and at Colorado State (Feb. 6). His 5.4 rebounds per game was the 10th best average in the MW and his 0.8 blocks a game also ranked No. 10. He played in 29 games and was UW's starting center in 17 of those games, including 15 of the last 16 games.

Waddell's best game of the season came in the Cowboys 75-69 home win over Utah on Jan. 27. Not only did he record his first career double-double with 13 points and 22 rebounds, he matched the MW's all-time single-game rebounding record. Those 22 rebounds are the second most in a single game in Arena-Auditorium history and match the sixth most in Wyoming history. It also marked the first time a Cowboy had 20 rebounds in a game since Justin Williams had 20 against Charlotte on Nov. 15, 2005. Waddell's best scoring game of the season came as the Cowboys opened MW play against Colorado State on Jan. 6. In the game he scored a career high 18 points. His second career double-double came against the Rams, as he scored 16 points and pulled down 10 rebounds in Fort Collins on Feb. 6. After stringing three solid games together in the 2009 World Vision Challenge, Waddell was named to the All-Tournament team. In the event, he notched 39 points and 19 rebounds. Waddell had to battle soreness in his right knee throughout the year after undergoing arthroscopic surgery to repair cartilage prior to the season. He underwent surgery on Oct. 28 and returned to the lineup three weeks to the day later on Nov. 18. Waddell then sprained his left ankle against Utah on Jan. 27 and battled soreness and a bone bruise in the ankle for the remainder of the season. He scored in double figures 11 times before the ankle injury and just twice after the injury. Despite his injuries, he played through pain and missed just two games.

**2008-09:** Waddell was Wyoming's starting center for the final 21 games of the season and for 23 of UW's final 24 games. On the season, he averaged 5.1 points, 3.9 rebounds and 0.64 blocks per game. His 21 blocked shots gave him the ninth best average in the MW. In UW's win over Texas State, Waddell scored a career high 16 points, pulled down a then career high eight rebounds, and had a career high two steals. He pulled down a career high 10 rebounds at Boise State. In the First Round of the College Basketball Invitational, Waddell had one of his best games of the season, scoring 11 points and pulling down seven rebounds. He handed out a career high four assists in UW's home win over TCU on Feb. 21. In UW's loss at TCU, Waddell scored a conference career high 10 points. He matched that total with 10 points in UW's win over UNLV on Feb. 18.

**2007-08:** Waddell played in the first six games of the 2007-08 season before suffering a stress fracture to his left foot. He sat out the remainder of the season and was granted a medical hardship ruling from the NCAA to get his freshman season back. In his first six games of the season, Waddell averaged 4.0 points, 1.7 rebounds and 11.7 minutes a game. He scored a then career best 12 points in a 75-71 road win at Lamar. Waddell's best rebounding game prior to his injury came against Arkansas-Pine Bluff, when he pulled down six rebounds.

**Before Wyoming:** As a senior at Cody High School in Cody, Wyo., he earned All-State and All-North Conference honors.

**Personal:** Born on Christmas Eve 1988, his signing with the Cowboys was a natural one, as both his mother and father were student-athletes at UW. His mother, Lori (Kline) Waddell, still ranks eighth on the Cowgirl Basketball all-time scoring list. She scored 1,521 career points from the 1978-79 season through the 1982-83 campaign. Her freshman team was inducted to the UW Athletics Hall of Fame in the fall of 2008. His father, Tim Waddell, was a three-year letterman as an offensive lineman on the Cowboy Football team from 1977-79. He was also recruited by Boise State, Montana and UC-Irvine. He is majoring in communications.

## Adam Waddell's Bests

### Career Highs

Points	18 vs. Colorado State, 1-06-10
Rebounds	22 vs. Utah, 1-27-10
Assists	4 twice, last at Air Force, 1-18-12
Blocks	4 three times, last at UNLV, 3-8-12
Steals	3 vs. Bradley, 12-03-11
Minutes	42 at San Diego State, 2-22-12

### 2011-12 Season Highs

Points	17 at Colorado, 12-9-11
Rebounds	9 at TCU, 2-1-12
Assists	4 at Air Force, 1-18-12
Blocks	4 twice, last at UNLV, 3-8-12
Steals	3 vs. Bradley, 12-03-11
Minutes	42 at San Diego State, 2-22-12

### Conference Career Highs

Points	18 vs. Colorado State, 1-6-10
Rebounds	22 vs. Utah, 1-27-10
Assists	4 twice, last at Air Force, 1-18-12
Blocks	4 three times, last at UNLV, 3-8-12
Steals	2 twice, last at UNLV, 3-3-12
Minutes	42 at San Diego State, 2-22-12

### Double-Figure Scoring Games

Career	35
2011-12 Season	15

### Twenty-Point Scoring Games

Career	0
2011-12 Season	0

### Double-Figure Rebounding Games

Career	4
2011-12 Season	0

### Double-Double Games

Career	2
2011-12 Season	0

### 2011-12 Game-by-Game Statistics (Senior)

OPPONENT	MIN	FG/%	3-PT./%	FT/%	TOT					TOT				
					OR	DR	REB	PF	A	TO	BL	ST	PTS	GS
Western St.	10	2-3 (.666)	0-0 (—)	0-0 (—)	0	1	1	2	2	0	1	0	2	S
Northern Colo.	28	5-8 (.625)	0-0 (—)	6-6 (1.000)	1	2	3	3	1	3	2	0	16	S
at Green Bay	29	3-4 (.750)	0-0 (—)	0-0 (.000)	1	2	3	1	0	0	2	2	6	S
South Dakota	25	3-4 (.750)	0-0 (—)	3-4 (.750)	2	2	4	4	0	0	1	0	9	S
Portland State	22	6-7 (.857)	0-0 (—)	3-4 (.750)	0	1	1	2	0	1	0	1	15	S
Md. Eastern Shore	13	3-6 (.500)	0-0 (—)	1-3 (.333)	0	1	1	2	0	3	1	0	7	S
Louisiana Tech	24	2-3 (.666)	0-0 (—)	7-7 (1.000)	0	3	3	2	0	2	1	0	11	S
Utah Valley	23	2-4 (.500)	0-0 (—)	4-4 (1.000)	0	8	8	2	1	2	0	0	8	S
Bradley	29	4-7 (.571)	0-0 (—)	7-10 (.700)	1	0	1	2	0	0	0	3	15	S
at Colorado	31	5-7 (.714)	0-0 (—)	7-9 (.777)	2	3	5	3	0	0	1	0	17	S
UC Irvine	33	2-5 (.400)	0-0 (—)	1-4 (.250)	0	4	4	2	1	4	1	0	5	S
Sioux Falls	31	2-6 (.333)	0-0 (—)	4-4 (1.000)	1	1	2	2	3	0	0	0	8	S
at Denver	33	2-5 (.400)	0-0 (—)	0-0 (—)	0	1	1	3	1	1	0	0	4	S
at Idaho St.	24	6-7 (.857)	0-0 (—)	1-2 (.500)	1	3	4	2	0	0	0	0	13	S
at Utah Valley	34	2-4 (.500)	0-0 (—)	6-7 (.857)	0	1	1	1	0	0	1	1	10	S
Idaho St.	20	6-9 (.666)	0-0 (—)	0-0 (—)	2	2	4	1	0	2	1	0	12	S
New Mexico*	27	3-4 (.750)	0-1 (.000)	0-0 (—)	2	2	4	2	1	0	4	0	6	S
at Air Force*	27	3-4 (.750)	0-0 (—)	5-8 (.625)	0	3	3	2	4	1	0	0	11	S
Colorado St.*	33	2-5 (.400)	0-0 (—)	3-4 (.750)	1	2	3	0	2	2	2	1	7	S
San Diego St.*	18	1-4 (.250)	0-0 (—)	2-2 (1.000)	0	0	0	3	0	0	1	1	4	S
at Boise St.*	31	3-4 (.750)	0-0 (—)	3-4 (.750)	2	4	6	2	0	1	0	0	9	S
at TCU*	36	5-12 (.416)	0-0 (—)	3-4 (.750)	1	8	9	4	1	2	2	1	13	S
UNLV*	30	5-8 (.625)	0-0 (—)	4-4 (1.000)	2	2	4	5	1	0	0	0	14	S
at New Mexico*	29	4-14 (.285)	0-0 (—)	1-3 (.333)	3	0	3	3	2	3	1	0	9	S
Air Force*	31	6-9 (.666)	0-0 (—)	3-3 (1.000)	0	3	3	4	0	2	1	0	15	S
at Colorado St.*	33	1-4 (.250)	0-0 (—)	1-2 (.500)	1	4	5	3	0	2	1	0	3	S
at San Diego St.*	42	4-9 (.444)	0-0 (—)	2-4 (.500)	1	5	6	1	1	3	1	0	10	S
Boise St.*	16	3-8 (.375)	0-0 (—)	0-0 (—)	0	0	0	4	0	0	0	1	6	S
TCU*	28	5-9 (.555)	0-0 (—)	4-9 (.444)	1	3	4	4	2	0	1	1	14	S
at UNLV*	35	2-6 (.333)	0-0 (—)	5-6 (.833)	2	6	8	5	0	4	0	2	9	S
MW Tournament at UNLV	38	0-5 (.000)	0-0 (—)	2-2 (1.000)	1	3	4	4	0	1	4	1	2	S
CBI Tournament NO. DAKOTA ST.	33	5-7 (.714)	0-0 (—)	3-5 (.666)	0	2	2	3	0	1	1	0	13	S

## Career Statistics

	G/GS	MIN/AVG	FG-FGA/FG%	3-PT./FG%	FT-FTA/FT%	OR	DR	REB	AVG	A	TO	BL	ST	PTS	AVG
'07-'08	6/0	70/11.7	7-14/.500	0-0/—	10-14/.714	3	7	10	1.7	0	5	3	0	24	4.0
'08-'09	33/24	643/19.5	62-113/.549	0-1/.000	44-105/.419	51	78	129	3.9	17	44	21	17	168	5.1
'09-'10	29/17	695/24.0	97-186/.522	0-0/—	80-129/.620	43	114	157	5.4	10	28	22	16	274	9.4
'10-'11	23/3	407/17.7	28-84/.333	1-3/.333	33-64/.516	29	42	71	3.1	7	16	15	10	90	3.9
'11-'12	32/32	896/28.0	107-201/.532	0-1/.000	91-124/.734	28	82	110	3.4	23	40	31	15	305	9.5
Totals	123/76	2711/22.0	301-598/.503	1-5/.200	258-436/.592	154	323	477	3.9	57	133	92	58	861	7.0





## #5 Leonard Washington

**Forward**

**6-7 235 Redshirt-Junior**

**Lake Charles, La.**

**(University of Southern California)**

### 2011-12 Notes:

- Named to the Second Team All-MW on March 5.
- Ranks in the top 10 of the Mountain West in five different categories, including first in the conference in blocks at 1.2 and field goal percentage at 56.6.
- Notched double-doubles in four of the last five games.
- Named the MW Player of the Week on Jan. 23 for his performance against the Rams.

- Posted a career-high 32 points and 14 rebounds against Colorado State (1/21) for his second career double double.
- Tied a career-high with 18 points against Denver.
- Reached double figures for seventh time and third consecutive with 16 against Colorado.
- Scored 13 points versus Bradley for his sixth game in double figures of the season. Tied a season-high with 31 minutes of action.
- Scored 16 points against Utah Valley, recording his fifth double figures game.
- Reached double figures for the fourth time with 12 points against Portland State.
- Against South Dakota, Washington scored a career-high 18 points, grabbed a career-high 10 boards on the way to his first double-double as a Cowboy.
- Scored 11 points against Green Bay, his second double-digit scoring game of the season.
- Notched a game-high 14 points in UW's season-opener against Western State. In 10 minutes of action, he also claimed two rebounds, three steals and went 6-of-7 from the field.

**2010-11:** Washington used a redshirt year and was able to practice with the team all season and participate in most team activities.

**Before Wyoming:** Washington played for the USC Trojans during the 2008-09 and 2009-10 seasons. During his freshman season of 2008-09, the Trojans made a late-season run and won the Pac-10 Tournament and advanced to the NCAA Tournament. They defeated Boston College, 69-55, in the first round but fell to Michigan State, 74-69, in the second round. In that loss to Michigan State, Washington started the game, scored 10 points and had seven rebounds. Washington played in 30 games and started 13 as a freshman. He played his best basketball of the season during the first 10 games, before a sprained left ankle on Dec. 22 forced him to miss five games. Prior to the injury, Washington was averaging 9.8 points and 6.7 rebounds a game. Following the injury, his averages fell to 4.4 points and 3.1 rebounds per game. He scored a season-high 17 points against North Dakota State on Dec. 20 and had a season-high 12 rebounds vs. Chattanooga on Nov. 21. USC finished 22-13 overall and 9-9 in the Pac-10 in 2008-09.

As a sophomore in 2009-10, Washington played in 20 games and averaged 6.2 points and 4.4 rebounds. He scored a season-high 11 points at Oregon State on Jan. 28 and posted a season-high eight rebounds three times. The Trojans finished 16-14 overall and 10-8 in the Pac-10.

Washington, a native of Lake Charles, La., attended Mt. Washington Marion High School. During his senior season he averaged 22.0 points and 13.0 rebounds a game. He garnered Louisiana All-State honors as both a junior and senior. HoopScoop ranked him as the No. 54 recruit in the nation in the 2007 class. He led his high school to the Louisiana State Final as a senior. His high school coach was Mack Guillory.

**Personal:** Washington was born on July 25, 1988 in Lake Charles, La. He is the son of Jacqueline Francois Washington. He has three siblings, Aishia, Charles and Marlon. He is majoring in sociology.

## Leonard Washington's Bests

### Career Highs

Points	32 vs. Colorado State, 1-21-12
Rebounds	14 vs. Colorado State, 1-21-12
Assists	3 at Utah Valley, 1-3-12
Blocks	4 twice, last vs. South Dakota, 11-22-11
Steals	3 five times, last vs. Idaho State, 1-9-12
Minutes	34 three times, last vs. Boise St., 2-25-12

### 2011-12 Season Highs

Points	32 vs. Colorado State, 1-21-12
Rebounds	14 vs. Colorado State, 1-21-12
Assists	3 at Utah Valley, 1-3-12
Blocks	4 twice, last vs. South Dakota, 11-22-11
Steals	3 five times, last vs. Idaho State, 1-9-12
Minutes	34 three times, last vs. Boise St., 2-25-12

### Conference Career Highs

Points	32 vs. Colorado State, 1-21-12
Rebounds	14 vs. Colorado State, 1-21-12
Assists	2 three times, last at UNLV, 3-3-12
Blocks	3 twice, last vs. Boise State, 2-25-12
Steals	3 at Air Force, 1-18-12
Minutes	34 three times, last vs. Boise St., 2-25-12

### Double-Figure Scoring Games

Career	21
2011-12 Season	21

### Twenty-Point Scoring Games

Career	4
2011-12 Season	4

### Double-Figure Rebounding Games

Career	7
2011-12 Season	7

### Double-Double Games


Career	6
2011-12 Season	6

### 2011-12 Game-by-Game Statistics (Junior)

OPPONENT	MIN	FG/%	3-PT/%	FT/%	OR	DR	TOT REB	PF	A	TO	BL	ST	TOT PTS	GS
Western St.	10	6-7 (.857)	0-0 (—)	2-2 (1.000)	1	1	2	1	1	0	0	3	14	S
Northern Colo.	17	1-2 (.500)	0-1 (.000)	1-2 (.500)	1	2	3	5	0	2	0	2	3	S
at Green Bay	30	4-11 (.363)	0-2 (.000)	3-4 (.750)	3	6	9	4	1	6	4	3	11	S
South Dakota	31	6-9 (.666)	0-0 (—)	6-9 (.666)	0	10	10	3	1	1	4	1	18	S
Portland State	23	5-9 (.555)	0-1 (.000)	2-2 (1.000)	2	2	4	1	1	3	0	0	12	S
Md. Eastern Shore	18	4-6 (.666)	0-0 (—)	0-0 (—)	1	6	7	0	0	1	0	1	7	S
Louisiana Tech	21	2-3 (.666)	1-1 (1.000)	2-2 (1.000)	1	5	6	3	1	3	1	0	7	S
Utah Valley	22	6-7 (.857)	1-2 (.500)	3-3 (1.000)	3	6	9	1	1	2	1	3	16	S
Bradley	31	5-10 (.500)	0-3 (.000)	3-4 (.750)	3	1	4	2	1	4	1	3	13	S
at Colorado	28	6-11 (.545)	1-4 (.250)	3-5 (.600)	1	6	7	3	0	2	2	0	16	S
UC Irvine	24	2-3 (.666)	1-1 (1.000)	2-2 (1.000)	1	7	8	3	1	2	0	0	7	S
Sioux Falls	21	3-7 (.428)	0-1 (.000)	1-1 (1.000)	2	1	3	2	1	1	0	2	7	S
at Denver	33	7-8 (.875)	0-0 (—)	4-4 (1.000)	3	6	9	3	0	2	2	1	18	S
at Idaho St.	22	3-7 (.428)	0-1 (.000)	3-4 (.750)	1	4	5	3	0	1	2	2	9	S
at Utah Valley	33	5-7 (.714)	0-1 (.000)	4-6 (.666)	0	4	4	3	3	4	0	0	14	S
Idaho St.	24	5-5 (1.000)	0-0 (—)	2-2 (1.000)	1	8	9	1	0	4	0	3	12	S
New Mexico*	31	4-11 (.363)	0-2 (.000)	7-8 (.875)	2	5	7	2	1	3	1	0	15	S
at Air Force*	30	5-7 (.714)	0-0 (—)	3-5 (.600)	0	8	8	4	0	3	1	3	13	S
Colorado St.*	28	12-16 (.750)	3-4 (.750)	5-6 (.833)	5	9	14	3	0	5	1	2	32	S
San Diego St.*	34	4-10 (.400)	2-6 (.333)	2-5 (.400)	2	6	8	2	1	1	3	2	12	S
at Boise St.*	18	3-4 (.750)	1-1 (1.000)	3-4 (.750)	0	1	1	4	0	3	0	1	10	S
at TCU*	29	8-10 (.800)	1-1 (1.000)	4-6 (.666)	2	4	6	2	2	0	1	0	21	S
UNLV*	34	5-13 (.384)	0-2 (.000)	6-6 (1.000)	1	6	7	1	0	0	1	1	16	S
at New Mexico*	31	3-13 (.230)	0-3 (.000)	0-0 (—)	3	9	12	3	0	0	1	1	6	S
Air Force*	26	3-5 (.600)	0-0 (—)	1-2 (.500)	2	7	9	1	0	3	1	2	7	S
at Colorado St.*	26	2-6 (.333)	1-2 (.500)	2-4 (.500)	1	1	2	3	0	1	2	0	7	S
at San Diego St.*	15	2-4 (.500)	2-2 (1.000)	3-4 (.750)	0	5	5	5	0	2	0	0	9	S
Boise St.*	34	6-12 (.500)	1-2 (.500)	2-4 (.500)	2	9	11	0	1	0	3	1	15	S
TCU*	26	9-13 (.692)	1-2 (.500)	4-7 (.571)	3	9	12	1	0	1	2	1	23	S
at UNLV*	22	3-6 (.500)	0-2 (.000)	3-4 (.750)	0	3	3	4	2	5	0	0	9	S
MW Tournament at UNLV	25	5-14 (.357)	1-5 (.200)	0-3 (.000)	2	8	10	5	1	3	1	2	11	S
CBI Tournament NO. DAKOTA ST.	32	7-11 (.636)	0-2 (.000)	8-13 (.615)	1	10	11	1	0	3	2	1	22	S

## Career Statistics

	G/GS	MIN/AVG	FG-FGA/FG%	3-PT/FG%	FT-FTA/FT%	OR	DR	REB	AVG	A	TO	BL	ST	PTS	AVG
'10-'11	DNP - Redshirt														
'11-'12	31/30	829/25.9	151-267/.566	17-54/.315	94-133/.707	50	175	225	7.0	20	71	37	41	413	12.9



## #30 Rob Watsabaugh

### Forward

**6-7      215      Redshirt-Senior**  
**Jackson, Wyo.**  
**(West Hills College, Calif.)**

### Pronunciation: wat-SAW-baugh

#### 2011-12 Notes:

- Made his first career start on Senior Night against TCU.
- Tied a conference career high with six minutes against Boise State.
- Claimed his first career three-point basket with a trey

against Idaho State.

■ Posted a season high and tied a career high with six points against Maryland Eastern Shore.

■ Watsabaugh earned a career-high five rebounds and 17 minutes of action in the season opener versus Western State.

**2010-11:** Watsabaugh used his redshirt year during the 2010-11 season. He was able to practice with the team and participate in most team activities during his redshirt year of 2010-11.

**2009-10:** In his first year at Wyoming, Watsabaugh played in nine games. His best game came against Adams State, as he scored a career high six points. Those six points were six of Wyoming's final eight points and helped set the all-time school record for points in a game with 123. He scored the final basket of the game with 13 seconds remaining to seal the record. He played in his first career game at Wyoming on Nov. 13 against South Dakota State. He scored his first career points and pulled down his first two career rebounds in UW's win over Peru State on Nov. 18.

**Before Wyoming:** Watsabaugh enjoyed a two-year junior college career at West Hills College in Coalinga, Calif. At West Hills, Watsabaugh was a 2008-09 Central Valley All-Conference performer and was named to the Central Valley All-Defensive Team. He also received West Hills team awards including; Best Defense, Chairman of the Boards and their Falcon Award.

Watsabaugh graduated from Jackson Hole High School in 2007. He was a 3A West All-Conference basketball player and a two-year letterman on the hardwood. He also lettered in football as a junior. He excelled academically and was on the honor roll all four years of high school.

**Personal:** Watsabaugh was born on August 16, 1989 in Jackson, Wyo. He is the son of Nancy and Willy, and has a brother Tom. He also has two step brothers, Justin and Brad, and a step sister, Beth. He is majoring in kinesiology and health promotions at UW.

## Rob Watsabaugh's Bests

### Career Highs

Points	6 twice, last vs. MD Eastern Shore, 11-26-11
Rebounds	5 twice, last vs. Northern Colo., 11-15-11
Assists	1 twice, last vs. New Mexico, 1-14-12
Blocks	1 twice, last vs. Utah Valley, 11-30-11
Steals	2 vs. MD Eastern Shore, 11-26-11
Minutes	21 vs. Northern Colorado, 11-15-11

### 2011-12 Season Highs

Points	6 vs. MD Eastern Shore, 11-26-11
Rebounds	5 twice, last vs. Northern Colo., 11-15-11
Assists	1 twice, last vs. New Mexico, 1-14-12
Blocks	1 vs. Utah Valley, 11-30-11
Steals	2 vs. MD Eastern Shore, 11-26-11
Minutes	21 vs. Northern Colorado, 11-15-11

### Conference Career Highs

Points	2 vs. TCU, 2-28-12
Rebounds	1 seven times, last at UNLV, 3-3-12
Assists	1 vs. New Mexico, 1-14-12
Blocks	NA
Steals	NA
Minutes	6 twice, last vs. Boise State, 2-25-12

### Double-Figure Scoring Games

Career	0
2011-12 Season	0

### Twenty-Point Scoring Games

Career	0
2011-12 Season	0

### Double-Figure Rebounding Games

Career	0
2011-12 Season	0

### Double-Double Games

Career	0
2011-12 Season	0

### 2011-12 Game-by-Game Statistics (Senior)

OPPONENT	MIN	FG/%	3-PT./%	FT/%	OR	DR	TOT REB	PF	A	TO	BL	ST	TOT PTS	PTS GS
Western St.	17	1-1 (1.000)	0-0 (—)	0-2 (.000)	1	4	5	2	0	2	0	0	2	
Northern Colo.	21	1-2 (.500)	0-1 (—)	0-2 (.000)	1	4	5	2	1	0	0	1	2	
at Green Bay	12	0-0 (—)	0-0 (—)	0-0 (—)	0	2	2	1	0	0	0	0	0	
South Dakota	11	1-1 (1.000)	0-0 (—)	0-0 (—)	1	3	4	1	0	0	0	0	2	
Portland State	16	1-1 (1.000)	0-0 (—)	0-0 (—)	0	2	2	2	0	0	0	0	2	
Md. Eastern Shore	19	3-5 (.600)	0-0 (—)	0-0 (—)	1	2	3	1	0	3	0	2	6	
Louisiana Tech	12	0-0 (—)	0-0 (—)	0-0 (—)	0	0	0	3	0	0	0	0	0	
Utah Valley	12	1-1 (1.000)	0-0 (—)	1-2 (.500)	0	3	3	2	0	1	1	0	2	
Bradley	6	0-1 (.000)	0-0 (—)	0-0 (—)	0	2	2	0	0	1	0	0	0	
at Colorado	7	0-0 (—)	0-0 (—)	0-0 (—)	0	1	1	2	0	0	0	0	0	
UC Irvine	8	0-0 (—)	0-0 (—)	0-0 (—)	0	1	1	0	0	0	0	1	0	
Sioux Falls	11	1-2 (.500)	0-0 (—)	2-2 (1.000)	0	0	0	1	0	0	0	0	4	
at Denver	2	0-0 (—)	0-0 (—)	0-0 (—)	0	0	0	0	0	0	0	0	0	
at Idaho St.	10	2-2 (1.000)	1-1 (1.000)	0-0 (—)	1	1	2	0	0	0	0	0	5	
at Utah Valley	3	0-0 (—)	0-0 (—)	0-0 (—)	0	1	1	0	0	0	0	0	0	
Idaho St.	3	1-1 (1.000)	0-0 (—)	0-0 (—)	1	1	2	0	0	0	0	1	2	
New Mexico*	2	0-0 (—)	0-0 (—)	0-0 (—)	0	0	0	1	1	0	0	0	0	
at Air Force*	4	0-0 (—)	0-0 (—)	0-0 (—)	1	0	1	3	0	1	0	0	0	
Colorado St.*	4	0-0 (—)	0-0 (—)	0-0 (—)	0	1	1	0	0	0	0	0	0	
San Diego St.*	3	0-0 (—)	0-0 (—)	0-0 (—)	0	0	0	0	0	1	0	0	0	
at Boise St.*	5	0-0 (—)	0-0 (—)	0-0 (—)	0	0	0	0	0	0	0	0	0	
at TCU*	6	0-2 (.000)	0-1 (.000)	0-0 (—)	0	0	0	0	0	0	0	0	0	
UNLV*	0+	0-0 (—)	0-0 (—)	0-0 (—)	0	1	1	0	0	0	0	0	0	
at New Mexico*	DNP- Coach's decision													
Air Force*	3	0-1 (.000)	0-0 (—)	0-0 (—)	0	1	1	0	0	1	0	0	0	
at Colorado St.*	2	0-0 (—)	0-0 (—)	0-0 (—)	1	0	1	0	0	0	0	0	0	
at San Diego St.*	1	0-0 (—)	0-0 (—)	0-0 (—)	0	1	1	1	0	0	0	0	0	
Boise St.*	6	0-0 (—)	0-0 (—)	0-1 (.000)	0	0	0	1	0	0	0	0	0	
TCU*	3	1-1 (1.000)	0-0 (—)	0-0 (—)	0	0	0	0	0	0	0	0	2	
at UNLV*	3	0-0 (—)	0-0 (—)	0-0 (—)	0	1	1	0	0	0	0	0	0	
MW Tournament														
at UNLV	DNP- Coach's decision													
CBI Tournament														
NO. DAKOTA ST.	0+	0-0 (—)	0-0 (—)	0-0 (—)	0	0	0	0	0	0	0	0	0	

## Career Statistics

	G/GS	MIN/AVG	FG-FGA/FG%	3-PT./FG%	FT-FTA/FT%	OR	DR	REB	AVG	A	TO	BL	ST	PTS	AVG
'09-'10	9/0	20/2.2	4-7/.571	0-1/.000	1-2/.500	2	1	3	0.3	0	1	1	0	9	1.0
'10-'11	Redshirted														
'11-'12	30/1	212/7.1	13-21/.619	1-3/.333	3-9/.333	8	32	40	1.3	2	10	1	5	30	1.0
Totals	39/1	232/5.9	17-28/.607	1-4/.250	4-11/.364	10	33	43	1.1	2	11	2	5	39	1.0



## 2011-12 Starting Lineups Summary

# Games	Lineup Started	Lineup #	Center	Forward	Guard	Guard	Guard	Record
(29)		1	Waddell	Washington	Cruz	Martinez	Luster	(18-11)
(1)		2	Waddell	Washington	Cruz	Martinez	Gilmore	(1-0)
(1)		3	Waddell	Washington	Cruz	Bouedo	Luster	(1-0)
(1)		4	Waddell	Watsabaugh	Cruz	Bouedo	Luster	(1-0)
<b>Totals (32 games)</b>								<b>(21-11)</b>

(The lineup numbers are by the order they first appeared during the season.)

### Starting Lineup Game-by-Game

Date	Opponent	Lineup #	Center	Forward	Guard	Guard	Guard	Record
Nov. 12	Western State	1	Waddell	Washington	Cruz	Martinez	Luster	1-0
Nov. 15	Northern Colo.	2	Waddell	Washington	Cruz	Martinez	Gilmore	2-0
Nov. 19	Green Bay	1	Waddell	Washington	Cruz	Martinez	Luster	2-1
Nov. 22	South Dakota	3	Waddell	Washington	Cruz	Bouedo	Luster	3-1
Nov. 25	Portland State	1	Waddell	Washington	Cruz	Martinez	Luster	4-1
Nov. 26	Md. Eastern Shore	1	Waddell	Washington	Cruz	Martinez	Luster	5-1
Nov. 27	Louisiana Tech	1	Waddell	Washington	Cruz	Martinez	Luster	6-1
Nov. 30	Utah Valley	1	Waddell	Washington	Cruz	Martinez	Luster	7-1
Dec. 3	Bradley	1	Waddell	Washington	Cruz	Martinez	Luster	8-1
Dec. 9	Colorado	1	Waddell	Washington	Cruz	Martinez	Luster	9-1
Dec. 13	UC Irvine	1	Waddell	Washington	Cruz	Martinez	Luster	10-1
Dec. 16	Sioux Falls	1	Waddell	Washington	Cruz	Martinez	Luster	11-1
Dec. 19	Denver	1	Waddell	Washington	Cruz	Martinez	Luster	11-2
Dec. 22	Idaho State	1	Waddell	Washington	Cruz	Martinez	Luster	12-2
Jan. 3	Utah Valley	1	Waddell	Washington	Cruz	Martinez	Luster	13-2
Jan. 9	Idaho State	1	Waddell	Washington	Cruz	Martinez	Luster	14-2
Jan. 14	New Mexico*	1	Waddell	Washington	Cruz	Martinez	Luster	14-3
Jan. 18	Air Force*	1	Waddell	Washington	Cruz	Martinez	Luster	15-3
Jan. 21	Colorado State*	1	Waddell	Washington	Cruz	Martinez	Luster	16-3
Jan. 24	San Diego State*	1	Waddell	Washington	Cruz	Martinez	Luster	16-4
Jan. 28	Boise State*	1	Waddell	Washington	Cruz	Martinez	Luster	17-4
Feb. 1	TCU*	1	Waddell	Washington	Cruz	Martinez	Luster	17-5
Feb. 4	UNLV*	1	Waddell	Washington	Cruz	Martinez	Luster	18-5
Feb. 11	New Mexico*	1	Waddell	Washington	Cruz	Martinez	Luster	18-6
Feb. 15	Air Force*	1	Waddell	Washington	Cruz	Martinez	Luster	18-7
Feb. 18	Colorado State*	1	Waddell	Washington	Cruz	Martinez	Luster	18-8
Feb. 22	San Diego State*	1	Waddell	Washington	Cruz	Martinez	Luster	18-9
Feb. 25	Boise State*	1	Waddell	Washington	Cruz	Martinez	Luster	19-9
Feb. 28	TCU*	4	Waddell	Watsabaugh	Cruz	Bouedo	Luster	20-9
March 3	UNLV*	1	Waddell	Washington	Cruz	Martinez	Luster	20-10
March 8	UNLV\$	1	Waddell	Washington	Cruz	Martinez	Luster	20-11
March 14	North Dakota St.#	1	Waddell	Washington	Cruz	Martinez	Luster	21-11

Bold Indicates Home Games

\* Indicates Mountain West Conference games

\$ The 2012 Conoco Mountain West Championship will be played at the Thomas and Mack Center in Las Vegas, Nev.

# Indicates 2012 College Basketball Invitational presented by Zebra Pen



## 2011-12 Combined Stats

### THE STAT CREW SYSTEM Wyoming Combined Team Statistics (as of Mar 15, 2012) All games

RECORD:	OVERALL	HOME	AWAY	NEUTRAL
ALL GAMES	21-11	16-3	5-8	0-0
CONFERENCE	6-8	4-3	2-5	0-0
NON-CONFERENCE	15-3	12-0	3-3	0-0

#	Player	gp-gs	min	avg	Total		3-Point		F-Throw		Rebounds				pf	dq	a	to	blk	stl	pts	avg
					fg-fga	fg%	3fg-fga	3fg%	ft-fa	ft%	off	def	tot	avg								
05	WASHINGTON, Leona	32-31	829	25.9	151-267	.566	17-54	.315	94-133	.707	50	175	225	7.0	79	3	20	71	37	41	413	12.9
33	CRUZ, Francisco	32-32	1034	32.3	145-314	.462	43-115	.374	60-80	.750	24	67	91	2.8	60	1	72	61	2	24	393	12.3
25	MARTINEZ, Luke	31-30	912	29.4	115-302	.381	80-237	.338	64-79	.810	20	104	124	4.0	60	0	47	38	8	53	374	12.1
15	WADDELL, Adam	32-32	896	28.0	107-201	.532	0-1	.000	91-124	.734	28	82	110	3.4	83	2	23	40	31	15	305	9.5
01	LUSTER, JayDee	32-31	956	29.9	48-131	.366	20-58	.345	56-80	.700	14	52	66	2.1	92	6	119	50	0	28	172	5.4
22	NANCE Jr, Larry	32-0	575	18.0	48-105	.457	3-9	.333	35-43	.814	40	87	127	4.0	53	0	13	27	19	25	134	4.2
10	GILMORE, Derrious	23-1	281	12.2	23-63	.365	12-34	.353	14-19	.737	2	17	19	0.8	28	0	25	23	1	11	72	3.1
02	BOUEDO, Arthur	32-2	382	11.9	30-65	.462	14-37	.378	3-3	1.000	5	20	25	0.8	21	0	23	8	0	6	77	2.4
11	MUOJEKE, Afam	12-0	80	6.7	5-22	.227	2-15	.133	14-17	.824	1	14	15	1.3	6	0	3	8	1	6	26	2.2
30	WATSABAUGH, Rob	30-1	212	7.1	13-21	.619	1-3	.333	3-9	.333	8	32	40	1.3	23	0	2	10	1	5	30	1.0
12	GRABAU, Riley	20-0	150	7.5	6-20	.300	2-13	.154	5-5	1.000	2	7	9	0.5	12	0	16	14	1	3	19	1.0
24	MARSHALL, Tyrone	9-0	39	4.3	2-10	.200	0-0	.000	3-5	.600	3	4	7	0.8	7	0	0	5	1	1	7	0.8
03	SMITH, Shakir	14-0	61	4.4	1-18	.056	1-10	.100	2-2	1.000	2	4	6	0.4	15	0	0	4	1	3	5	0.4
13	BENTZ, Jack	10-0	18	1.8	0-1	.000	0-0	.000	0-0	.000	0	0	0	0.0	0	0	1	0	0	1	0	0.0
Team											24	55	79				18					
Total.....		32	6425		694-1540	.451	195-586	.333	444-599	.741	223	720	943	29.5	539	12	364	377	103	222	2027	63.3
Opponents.....		32	6425		624-1521	.410	157-510	.308	389-551	.706	267	698	965	30.2	585	-	287	461	73	174	1794	56.1

TEAM STATISTICS					WYO	OPP	Date	Opponent	Score	Att.		
SCORING					2027	1794	11/12/11	WESTERN STATE	w 78-39	4597		
Points per game					63.3	56.1	11/15/11	NORTHERN COLORADO	w 75-56	4360		
Scoring margin					+7.3	-	11/19/11	at Green Bay	L 44-52	2740		
FIELD GOALS-ATT					694-1540	624-1521	11/22/11	SOUTH DAKOTA	w 67-56	4238		
Field goal pct					.451	.410	11/25/11	PORTLAND STATE	w 65-51	4396		
3 POINT FG-ATT					195-586	157-510	11/26/11	MD. EASTERN SHORE	w 73-43	4182		
3-point FG pct					.333	.308	11/27/11	LOUISIANA TECH	w 73-58	4083		
3-pt FG made per game					6.1	4.9	11/30/11	UTAH VALLEY	w 74-41	4137		
FREE THROWS-ATT					444-599	389-551	12/3/11	BRADLEY	w 66-49	4643		
Free throw pct					.741	.706	12/09/11	at Colorado	w 65-54	7049		
F-Throws made per game					13.9	12.2	12/13/11	UC IRVINE	w 58-48	4084		
REBOUNDS					943	965	12/16/11	SIOUX FALLS	w 62-54	3996		
Rebounds per game					29.5	30.2	12/19/11	at Denver	L 46-57	7168		
Rebounding margin					-0.7	-	12/22/11	at Idaho State	w 80-56	2190		
ASSISTS					364	287	1/03/12	at Utah Valley	w 76-70	6556		
Assists per game					11.4	9.0	1/9/12	IDAHO STATE	w 73-49	4628		
TURNOVERS					377	461	* 1/14/12	NEW MEXICO	L 62-72	6955		
Turnovers per game					11.8	14.4	* 1/18/12	at Air Force	w 64-53	1938		
Turnover margin					+2.6	-	* 1/21/12	COLORADO STATE	w 70-51	7901		
Assist/turnover ratio					1.0	0.6	* 1/24/12	NO. 12/13 SAN DIEGO STATE	L 42-52	5692		
STEALS					222	174	* 01/28/12	at Boise State	w 75-64	4052		
Steals per game					6.9	5.4	* 02/01/12	at TCU	L 52-58	4720		
BLOCKS					103	73	* 02/04/12	NO. 11/13 UNLV	w 68-66	7179		
Blocks per game					3.2	2.3	* 02/11/12	at New Mexico	L 38-48	15140		
ATTENDANCE					94139	105061	* 02/15/12	AIR FORCE	L 53-58	4881		
Home games-Avg/Game					19-4955	13-8082	* 02/18/12	at Colorado State	L 46-54	8745		
Neutral site-Avg/Game					-	0-0	* 02-22-12	at No. 24/25 San Diego State	Lot 58-67	12414		
Score by Periods					1st	2nd	OT	Totals				
Wyoming					1001	1023	3	2027	* 2/25/12	BOISE STATE	w 64-54	6281
Opponents					819	963	12	1794	* 2/28/12	TCU	w 71-59	5174
									* 03/03/12	at No. 17 UNLV	L 63-74	18577
									03/08/12	at #20/20 UNLV	L 48-56	13772
									03/14/12	NORTH DAKOTA STATE	w 78-75	2732





## 2011-12 Combined Stats (Conference Only)

### THE STAT CREW SYSTEM Wyoming Combined Team Statistics (as of Mar 15, 2012) Conference games

RECORD:	OVERALL	HOME	AWAY	NEUTRAL
ALL GAMES	6-8	4-3	2-5	0-0
CONFERENCE	6-8	4-3	2-5	0-0
NON-CONFERENCE	0-0	0-0	0-0	0-0

#	Player	gp-gs	min	avg	Total		3-Point		F-Throw		Rebounds										pts	avg
					fg-fga	fg%	3fg-fga	3fg%	ft-fa	ft%	off	def	tot	avg	pf	dq	a	to	blk	stl		
05	WASHINGTON, Leona	14-13	384	27.4	69-130	.531	12-29	.414	45-65	.692	23	82	105	7.5	35	1	7	27	17	14	195	13.9
33	CRUZ, Francisco	14-14	502	35.9	66-143	.462	23-54	.426	22-24	.917	8	34	42	3.0	30	0	42	25	1	11	177	12.6
25	MARTINEZ, Luke	14-13	461	32.9	48-149	.322	32-116	.276	24-29	.828	6	43	49	3.5	29	0	25	18	3	25	152	10.9
15	WADDELL, Adam	14-14	416	29.7	47-100	.470	0-1	.000	36-53	.679	16	42	58	4.1	42	2	14	20	14	7	130	9.3
01	LUSTER, JayDee	14-14	479	34.2	20-58	.345	8-27	.296	23-31	.742	7	18	25	1.8	48	6	52	30	0	10	71	5.1
22	NANCE Jr, Larry	14-0	282	20.1	24-50	.480	2-5	.400	12-19	.632	17	37	54	3.9	19	0	3	12	6	8	62	4.4
02	BOUEDO, Arthur	14-1	171	12.2	10-22	.455	6-14	.429	0-0	.000	2	4	6	0.4	8	0	9	2	0	3	26	1.9
12	GRABAU, Riley	10-0	35	3.5	2-4	.500	2-3	.667	2-2	1.000	0	1	1	0.1	7	0	3	7	0	0	8	0.8
10	GILMORE, Derrious	6-0	43	7.2	1-6	.167	1-3	.333	0-0	.000	0	1	1	0.2	5	0	5	3	0	2	3	0.5
30	WATSABAUGH, Rob	13-1	42	3.2	1-4	.250	0-1	.000	0-1	.000	2	5	7	0.5	6	0	1	3	0	0	2	0.2
11	MUOJEKE, Afam	1-0	3	3.0	0-2	.000	0-2	.000	0-0	.000	0	0	0	0.0	0	0	0	0	0	0	0	0.0
03	SMITH, Shakir	4-0	3	0.8	0-0	.000	0-0	.000	0-0	.000	0	0	0	0.0	1	0	0	0	0	0	0	0.0
24	MARSHALL, Tyrone	2-0	2	1.0	0-0	.000	0-0	.000	0-0	.000	0	0	0	0.0	0	0	0	0	0	0	0	0.0
13	BENTZ, Jack	2-0	2	1.0	0-0	.000	0-0	.000	0-0	.000	0	0	0	0.0	0	0	0	0	0	1	0	0.0
Team											8	22	30				7					
Total.....		14	2825		288-668	.431	86-255	.337	164-224	.732	89	289	378	27.0	230	9	161	154	41	81	826	59.0
Opponents.....		14	2825		293-645	.454	73-220	.332	171-234	.731	93	317	410	29.3	230	-	152	185	25	78	830	59.3

TEAM STATISTICS	WYO	OPP	Date	Opponent	Score	Att.
SCORING	826	830	* 1/14/12	NEW MEXICO	L 62-72	6955
Points per game	59.0	59.3	* 1/18/12	at Air Force	w 64-53	1938
Scoring margin	-0.3	-	* 1/21/12	COLORADO STATE	w 70-51	7901
FIELD GOALS-ATT	288-668	293-645	* 1/24/12	NO. 12/13 SAN DIEGO STATE	L 42-52	5692
Field goal pct	.431	.454	* 01/28/12	at Boise State	w 75-64	4052
3 POINT FG-ATT	86-255	73-220	* 02/01/12	at TCU	L 52-58	4720
3-point FG pct	.337	.332	* 02/04/12	NO. 11/13 UNLV	w 68-66	7179
3-pt FG made per game	6.1	5.2	* 02/11/12	at New Mexico	L 38-48	15140
FREE THROWS-ATT	164-224	171-234	* 02/15/12	AIR FORCE	L 53-58	4881
Free throw pct	.732	.731	* 02/18/12	at Colorado State	L 46-54	8745
F-Throws made per game	11.7	12.2	* 02-22-12	at No. 24/25 San Diego State	Lot 58-67	12414
REBOUNDS	378	410	* 2/25/12	BOISE STATE	w 64-54	6281
Rebounds per game	27.0	29.3	* 2/28/12	TCU	w 71-59	5174
Rebounding margin	-2.3	-	* 03/03/12	at No. 17 UNLV	L 63-74	18577
ASSISTS	161	152	* = Conference game			
Assists per game	11.5	10.9				
TURNOVERS	154	185				
Turnovers per game	11.0	13.2				
Turnover margin	+2.2	-				
Assist/turnover ratio	1.0	0.8				
STEALS	81	78				
Steals per game	5.8	5.6				
BLOCKS	41	25				
Blocks per game	2.9	1.8				
ATTENDANCE	44063	65586				
Home games-Avg/Game	7-6295	7-9369				
Neutral site-Avg/Game	-	0-0				

Score by Periods	1st	2nd	OT	Totals
Wyoming	431	392	3	826
Opponents	377	441	12	830



## 2011-12 Wyoming Trends

### In Comparison to Their 2011-12 Opponents

<b>Overall Record</b>	<b>21-11</b>
<b>When the Cowboys . . .</b>	<b>. . . they are</b>
Play day games	3-2
Play night games	18-9
Lead at halftime	15-4
Trail at halftime	4-7
Are tied at halftime	2-0
Shoot better from the field than opponent	20-2
Shoot worse from the field than opponent	1-9
Shoot the same from the field as opponent	0-0
Shoot better from three-point range than opponent	17-3
Shoot worse from three-point range than opponent	4-7
Shoot the same from three-point range as opponent	0-1
Shoot better from the free-throw line than opponent	16-4
Shoot worse from the free-throw line than opponent	5-7
Shoot the same from the free-throw line as opponent	0-0
Outrebound opponent	11-1
Are outrebounded by opponent	9-10
Are even in rebounds with opponent	1-0
Have more offensive rebounds than opponent	6-4
Have fewer offensive rebounds than opponent	15-5
Have the same number of offensive rebounds	0-2
Have more defensive rebounds than opponent	12-2
Have fewer defensive rebounds than opponent	6-8
Have the same number of defensive rebounds	3-1
Commit fewer fouls than opponent	17-2
Commit more fouls than opponent	2-8
Commit the same number of fouls	2-1
Have more assists than opponent	20-1
Have fewer assists than opponent	1-10
Have the same number of assists	0-0
Commit fewer turnovers than opponent	14-6
Commit more turnovers than opponent	4-4
Commit the same number of turnovers	3-1
Block more shots than opponent	11-7
Block fewer shots than opponent	5-3
Block the same number of shots	5-1
Have more steals than opponent	16-8
Have fewer steals than opponent	4-3
Have the same number of steals	1-0
Have their starting frontcourt outscore the opponent's	18-6
Have their starting frontcourt outscored by the opponent's	2-5
Have their starting frontcourt tied by the opponent's	1-0
Have their starting backcourt outscore the opponent's	18-6
Have their starting backcourt outscored by the opponent's	3-5
Have their starting backcourt tied by the opponent's	0-0
Have their bench outscore the opponent's	7-2
Have their bench outscored by the opponent's	14-8
Have their bench tied by the opponent's in scoring	0-1

### Wyoming's Points Scored/Allowed Summary

Record When Scoring		Record When Allowing	
0-6	49 or less	6-1	
1-3	50-59	11-7	
8-2	60-69	2-1	
11-0	70-79	2-2	
1-0	80-89	0-0	
0-0	90-99	0-0	
0-0	100+	0-0	

### Wyoming's Record When the Margin is . . .

1 (Point)	2	3	4	5	6
0-0	1-0	1-0	0-0	0-1	1-1
7	8	9	10-15	16-20	20+
0-0	1-3	0-1	10-5	2-0	5-0

### Wyoming's Record by Month

Nov.	Dec.	Jan.	Feb.	March
7-1	5-1	5-2	3-5	1-2

### Wyoming's Record by Day of the Week

Sun.	Mon.	Tue.	Wed.	Thu.	Fri.	Sat.
1-0	1-1	6-1	2-3	1-1	3-0	7-5

### Starters/Non-Starters Production Summary

	<b>Starters</b> (Total / % Team Total)	<b>Bench</b> (Total / % Team Total)
Minutes	4481 / 69.7%	1944 / 30.3%
Points	1643 / 81.0%	384 / 19.0%
Rebounds	601 / 69.5%	263 / 30.5%

### Miscellaneous Statistics

	Games	Double-Figure Scoring	20-Point Games	Double Figure Reb(Ast)	Double Doubles
#13 Bentz	10	0	0	0 (0)	0
# 2 Bouëdo	32	2	0	0 (0)	0
#33 Cruz	32	20	3	0 (0)	0
#10 Gilmore	23	1	0	0 (0)	0
#12 Grabau	20	0	0	0 (0)	0
# 1 Luster	32	4	0	0 (0)	0
#22 Marshall	9	0	0	0 (0)	0
#25 Martinez	31	22	3	0 (0)	0
#11 Muojeke	12	0	0	0 (0)	0
#22 Nance Jr.	32	0	0	0 (0)	0
# 3 Smith	14	0	0	0 (0)	0
#15 Waddell	32	15	0	0 (0)	0
# 5 Washington	32	21	4	7 (0)	6
#30 Watsabaugh	30	0	0	0 (0)	0

### Scoring Averages by Halves

	1st Half	2nd Half	OT	Total
Wyoming	31.2	31.9	0.1	63.3
Opponents	25.5	30.0	0.4	56.0



## 2011-12 Points-Rebounds-Assists

Opponent	Date	Score	1 LUSTER	2 BOUEDO	3 SMITH	5 WASHINGTON	10 GILMORE	11 MUOJEKE	12 GRABAU
WESTERN STATE	11/12	W 78-39	3-1-1	6-1-1	0-0-0	14-2-1	7-2-0	2-2-1	6-5-1
NORTHERN COLO.	11/15	W 75-56	6-2-2	5-1-1	DNP	3-3-0	2-0-3	0-1-0	0-0-0
at Green Bay	11/19	L 44-52	10-4-4	5-2-2	0-0-0	11-9-1	0-1-1	DNP	0-0-0
SOUTH DAKOTA	11/22	W 67-56	7-5-4	14-1-1	0-0-0	18-10-1	3-2-0	2-2-0	0-0-1
PORTLAND STATE	11/25	W 65-51	0-1-5	0-1-1	0-1-0	12-4-1	3-0-1	5-1-0	0-0-2
MD. EASTERN SHORE	11/26	W 73-43	4-2-6	0-2-1	0-1-0	8-7-0	6-1-2	9-1-0	1-1-3
LOUISIANA TECH	11/27	W 73-58	7-0-4	0-0-1	3-0-0	7-6-1	5-1-0	DNP	0-0-1
UTAH VALLEY	11/30	W 74-41	3-0-5	4-2-0	0-1-0	16-9-1	9-3-2	8-3-0	DNP
BRADLEY	12/03	W 66-49	3-2-6	0-2-0	0-0-0	13-4-1	4-1-0	0-1-0	0-0-0
at Colorado	12/09	W 65-54	0-1-6	3-4-0	DNP	16-7-0	3-0-0	DNP	DNP
UC Irvine	12/13	W 58-48	18-3-4	2-0-1	DNP	7-8-1	0-0-3	0-1-1	DNP
SIOUX FALLS	12/16	W 62-54	13-0-2	0-0-0	DNP	7-3-1	0-0-2	0-0-0	DNP
at Denver	12/19	L 46-57	4-2-1	0-0-1	DNP	18-9-0	4-1-0	0-2-0	DNP
at Idaho State	12/22	W 80-56	4-3-2	0-1-1	0-0-0	9-5-0	18-4-2	0-1-1	2-0-3
at Utah Valley	1/3	W 76-70	9-5-2	3-0-0	DNP	14-4-3	0-0-2	DNP	DNP
IDAHO STATE	1/9	W 73-49	2-2-4	2-0-2	2-3-0	12-9-0	DNP	DNP	2-2-2
NEW MEXICO	1/14	L 62-72	4-1-2	0-0-0	DNP	15-7-1	DNP	DNP	0-0-0
at Air Force	1/18	W 64-53	4-1-4	3-1-0	DNP	13-8-0	DNP	0-0-0	0-0-0
COLORADO STATE	1/21	W 70-51	9-3-5	5-1-2	0-0-0	32-14-0	DNP	DNP	0-0-0
SAN DIEGO STATE	1/24	L 42-52	4-2-4	0-0-1	DNP	12-8-1	DNP	DNP	0-0-0
at Boise State	1/28	W 75-64	7-0-5	0-0-0	DNP	10-1-0	DNP	DNP	8-1-1
at TCU	2/1	L 52-58	2-0-2	0-0-0	DNP	21-6-2	DNP	DNP	0-0-1
UNLV	2/4	W 68-66	5-1-2	0-0-1	0-0-0	16-7-0	DNP	DNP	0-0-1
at New Mexico	2/11	L 38-48	0-3-5	0-0-1	0-0-0	6-12-0	DNP	DNP	0-0-0
AIR FORCE	2/15	L 53-58	11-4-4	3-1-1	DNP	7-9-0	0-0-1	DNP	DNP
at Colorado State	2/18	L 46-54	7-2-4	0-0-0	DNP	7-2-0	0-0-0	DNP	DNP
at San Diego State	2/22	L 58-67	6-2-2	11-0-1	DNP	9-5-0	0-0-1	DNP	DNP
BOISE STATE	2/25	W 64-54	9-2-4	2-1-0	DNP	15-11-1	0-0-3	DNP	DNP
TCU	2/28	W 71-59	2-3-8	0-0-1	0-0-0	23-12-0	0-1-0	DNP	0-0-0
at UNLV	3/3	L 63-74	1-1-1	2-2-1	DNP	9-3-2	3-0-0	DNP	0-0-0
at UNLV	3/8	L 48-56	4-6-3	2-0-0	DNP	11-10-1	2-1-1	DNP	DNP
NORTH DAKOTA STATE	3/14	W 78-75	4-2-6	5-2-1	DNP	22-11-0	3-1-1	DNP	DNP
Opponent	Date	Score	13 BENTZ	15 WADDELL	22 NANCE	24 MARSHALL	25 MARTINEZ	30 WATSABAUGH	33 CRUZ
WESTERN STATE	11/12	W 78-39	0-0-0	4-1-2	8-7-2	2-2-0	13-2-1	2-5-0	11-6-3
NORTHERN COLO.	11/15	W 75-56	0-0-0	16-3-1	0-3-1	DNP	11-4-0	2-5-1	30-5-2
at Green Bay	11/19	L 44-52	DNP	6-3-0	0-2-0	DNP	3-3-0	0-2-0	9-6-0
SOUTH DAKOTA	11/22	W 67-56	0-0-0	9-4-0	4-1-0	0-0-0	DNP	2-4-0	8-3-2
PORTLAND STATE	11/25	W 65-51	0-0-0	15-1-0	4-4-1	0-0-0	13-6-1	2-2-0	11-2-2
MD. EASTERN SHORE	11/26	W 73-43	0-0-0	7-1-0	4-3-1	0-1-0	18-6-2	6-3-0	10-0-2
LOUISIANA TECH	11/27	W 73-58	DNP	11-3-0	2-9-1	DNP	20-3-4	0-0-0	18-4-0
UTAH VALLEY	11/30	W 74-41	0-0-1	8-8-1	7-6-0	0-1-0	5-3-0	3-3-0	11-4-3
BRADLEY	12/03	W 66-49	DNP	15-1-0	2-6-1	DNP	20-1-1	0-2-0	9-3-2
at Colorado	12/09	W 65-54	DNP	17-5-0	5-4-1	DNP	14-6-0	0-1-0	7-2-0
UC Irvine	12/13	W 58-48	DNP	5-4-1	4-2-0	DNP	13-2-1	0-1-0	9-4-1
SIOUX FALLS	12/16	W 62-54	DNP	8-3-2	5-4-0	DNP	11-6-2	4-0-0	14-0-2
at Denver	12/19	L 46-57	DNP	4-1-1	0-3-0	DNP	5-4-1	0-0-0	11-1-1
at Idaho State	12/22	W 80-56	0-0-0	13-4-0	8-6-1	0-0-0	16-6-1	5-2-0	5-1-1
at Utah Valley	1/3	W 76-70	DNP	10-1-0	2-4-0	DNP	17-3-4	0-1-0	21-2-5
IDAHO STATE	1/9	W 73-49	0-0-0	12-4-0	2-3-0	5-3-0	23-1-3	2-2-0	9-1-2
NEW MEXICO	1/14	L 62-72	DNP	6-4-1	4-1-0	DNP	11-3-0	0-0-1	22-4-2
at Air Force	1/18	W 64-53	DNP	11-3-4	3-1-2	DNP	15-1-3	0-1-0	15-4-2
COLORADO STATE	1/21	W 70-51	0-0-0	7-3-2	2-2-0	0-0-0	12-4-2	0-1-0	3-4-4
SAN DIEGO STATE	1/24	L 42-52	DNP	4-0-0	6-8-0	DNP	11-2-1	0-0-0	5-4-0
at Boise State	1/28	W 75-64	DNP	9-6-0	8-6-0	DNP	17-4-3	0-0-0	16-2-5
at TCU	2/1	L 52-58	DNP	13-9-1	0-1-0	DNP	6-8-4	0-0-0	10-2-4
UNLV	2/4	W 68-66	DNP	14-4-1	2-1-0	DNP	15-4-1	0-1-0	16-3-5
at New Mexico	2/11	L 38-48	DNP	9-3-2	0-3-0	DNP	9-5-0	DNP	14-3-1
AIR FORCE	2/15	L 53-58	DNP	15-3-0	2-6-0	DNP	8-3-2	0-1-0	7-3-1
at Colorado State	2/18	L 46-54	DNP	3-5-0	4-3-0	DNP	15-4-1	0-1-0	10-2-2
at San Diego State	2/22	L 58-67	DNP	10-6-1	9-4-1	DNP	5-2-2	0-1-0	8-3-3
BOISE STATE	2/25	W 64-54	DNP	6-0-0	6-5-0	DNP	10-4-2	0-0-0	16-6-4
TCU	2/28	W 71-59	DNP	14-4-2	8-5-0	DNP	3-3-2	2-0-0	19-2-5
at UNLV	3/3	L 63-74	0-0-0	9-8-0	8-7-1	0-0-0	15-2-2	0-1-0	16-0-4
at UNLV	3/8	L 48-56	DNP	2-4-0	7-3-1	DNP	11-9-0	DNP	9-2-0
NORTH DAKOTA STATE	3/14	W 78-75	DNP	13-2-0	8-2-0	DNP	9-10-1	0-0-0	14-3-2

## 2011-12 Game-by-Game Highs

Opponent	Date	Score	Points	Rebounds	Assists	Steals	Blocks
WESTERN STATE	11/12	W 78-39	14-Washington	7-Nance	3-Cruz	4-Mujojeke	1-Waddell/Nance
NORTHERN COLO.	11/15	W 75-56	30-Cruz	5-Cruz/Watsabaugh	3-Gilmore	2-Three Players	2-Waddell
at Green Bay	11/19	L 44-52	11-Washington	9-Washington	4-Luster	3-Washington	4-Washington
SOUTH DAKOTA	11/22	W 67-56	18-Washington	10-Washington	4-Luster	2-Luster	4-Washington
PORTLAND STATE	11/25	W 65-51	15-Waddell	6-Martinez	5-Luster	1-Five Players	None
MD. EASTERN SHORE	11/26	W 73-43	18-Martinez	7-Washington	6-Luster	2-Four Players	1-Four Players
LOUISIANA TECH	11/27	W 73-58	20-Martinez	9-Nance	4-Luster/Martinez	4-Nance	1-Three Players
UTAH VALLEY	11/30	W 74-41	16-Washington	9-Washington	5-Luster	3-Washington	1-Four Players
BRADLEY	12/03	W 66-49	20-Martinez	6-Nance Jr.	6-Luster	3-Washington/Waddell	1-Washington/Nance
at Colorado	12/09	W 65-54	17-Waddell	7-Washington	6-Luster	5-Martinez	2-Washington
UC Irvine	12/13	W 58-48	18-Luster	8-Washington	4-Luster	4-Martinez	2-Nance Jr.
SIOUX FALLS	12/16	W 62-54	14-Cruz	6-Martinez	3-Waddell	2-Four Players	1-Martinez/Nance at
Denver	12/19	L 46-57	18-Washington	9-Washington	1-Five Players	1-Five Players	2-Washington/Nance at
Idaho State	12/22	W 80-56	18-Gilmore	6-Martinez/Nance	3-Grabau	2-Martinez/Wash.	2-Martinez/Wash.
at Utah Valley	1/3	W 76-70	21-Cruz	5-Luster	5-Cruz	3-Luster	1-Waddell/Gilmore
IDAHO STATE	1/9	W 73-49	23-Martinez	9-Washington	4-Luster	3-Washington	1-Four Players
NEW MEXICO	1/14	L 62-72	22-Cruz	7-Washington	2-Luster/Cruz	3-Cruz	4-Waddell
at Air Force	1/18	W 64-53	15-Cruz/Martinez	8-Washington	4-Luster/Waddell	3-Martinez/Wash.	1-Washington
COLORADO STATE	1/21	W 70-51	32-Washington	14-Washington	5-Luster	3-Martinez	2-Waddell
SAN DIEGO STATE	1/24	L 42-52	12-Washington	9-Washington/Nance	4-Luster	2-Martinez/Wash.	3-Washington
at Boise State	1/28	W 75-64	17-Martinez	6-Waddell/Nance	5-Luster/Cruz	1-Martinez/Wash.	None
at TCU	2/1	L 52-58	21-Washington	9-Waddell	4-Martinez/Cruz	3-Martinez	2-Waddell
UNLV	2/4	W 68-66	16-Cruz/Wash.	7-Washington	5-Cruz	1-Four Players	1-Washington
at New Mexico	2/11	L 38-48	14-Cruz	12-Washington	5-Luster	5-Martinez	1-Three Players
AIR FORCE	2/15	L 53-58	15-Waddell	9-Washington	4-Luster	2-Three Players	1-Three Players
at Colorado State	2/18	L 46-54	15-Martinez	5-Waddell	4-Luster	1-Three Players	2-Washington
at San Diego State	2/22	L 58-67	11-Bouedo	6-Waddell	3-Cruz	1-Martinez/Luster	1-Waddell/Nance
BOISE STATE	2/25	W 64-54	16-Cruz	11-Washington	4-Luster/Cruz	2-Cruz	3-Washington
TCU	2/28	W 71-59	23-Washington	12-Washington	8-Luster	2-Luster	2-Washington
at UNLV	3/3	L 63-74	16-Cruz	8-Waddell	4-Cruz	2-Three Players	1-Martinez/Cruz
at UNLV	3/8	L 48-56	11-Martinez/Wash.	10-Washington	3-Luster	2-Wash./Martinez	4-Waddell
NORTH DAKOTA STATE	3/14	W 78-75	22-Washington	11-Washington	6-Luster	2-Martinez/Nance	2-Washington

## 2012 Cowboy Basketball Postseason Notes



## 2011-12 Category Leaders

Scoring Average	G	Pts	Avg/G
WASHINGTON, Leonard	32	413	12.9
CRUZ, Francisco	32	393	12.3
MARTINEZ, Luke	31	374	12.1
WADDELL, Adam	32	305	9.5
LUSTER, JayDee	32	172	5.4

FG Percentage	FG	Att	Pct
WATSABAUGH, Rob	13	21	.619
WASHINGTON, Leonard	151	267	.566
WADDELL, Adam	107	201	.532
CRUZ, Francisco	145	314	.462
BOUEDO, Arthur	30	65	.462

3-Point Percentage	3FG	Att	Pct
BOUEDO, Arthur	14	37	.378
CRUZ, Francisco	43	115	.374
GILMORE, Derrious	12	34	.353
LUSTER, JayDee	20	58	.345
MARTINEZ, Luke	80	237	.338

Free Throw Percent	FT	Att	Pct
NANCE Jr, Larry	35	43	.814
MARTINEZ, Luke	64	79	.810
CRUZ, Francisco	60	80	.750
GILMORE, Derrious	14	19	.737
WADDELL, Adam	91	124	.734

Field Goals Made	G	Made	Made/G
WASHINGTON, Leonard	32	151	4.7
CRUZ, Francisco	32	145	4.5
MARTINEZ, Luke	31	115	3.7
WADDELL, Adam	32	107	3.3
LUSTER, JayDee	32	48	1.5

3-Point FG Made	G	Made	Made/G
MARTINEZ, Luke	31	80	2.6
CRUZ, Francisco	32	43	1.3
LUSTER, JayDee	32	20	0.6
WASHINGTON, Leonard	32	17	0.5
BOUEDO, Arthur	32	14	0.4

Free Throws Made	G	Made	Made/G
WASHINGTON, Leonard	32	94	2.9
WADDELL, Adam	32	91	2.8
MARTINEZ, Luke	31	64	2.1
CRUZ, Francisco	32	60	1.9
LUSTER, JayDee	32	56	1.8

Rebound Average	G	Reb	Avg/G
WASHINGTON, Leonard	32	225	7.0
NANCE Jr, Larry	32	127	4.0
MARTINEZ, Luke	31	124	4.0
WADDELL, Adam	32	110	3.4
CRUZ, Francisco	32	91	2.8

Assists	G	No.	Ast/G
LUSTER, JayDee	32	119	3.7
CRUZ, Francisco	32	72	2.3
MARTINEZ, Luke	31	47	1.5
GILMORE, Derrious	23	25	1.1
WADDELL, Adam	32	23	0.7

Steals	G	No.	Stl/G
MARTINEZ, Luke	31	53	1.7
WASHINGTON, Leonard	32	41	1.3
LUSTER, JayDee	32	28	0.9
NANCE Jr, Larry	32	25	0.8
CRUZ, Francisco	32	24	0.8

Blocked Shots	G	No.	Blk/G
WASHINGTON, Leonard	32	37	1.2
WADDELL, Adam	32	31	1.0
NANCE Jr, Larry	32	19	0.6
MARTINEZ, Luke	31	8	0.3
CRUZ, Francisco	32	2	0.1

Minutes	G	No.	Min/G
CRUZ, Francisco	32	1034	32.3
LUSTER, JayDee	32	956	29.9
MARTINEZ, Luke	31	912	29.4
WADDELL, Adam	32	896	28.0
WASHINGTON, Leonard	32	829	25.9

## 2011-12 Team Game-by-Game Comparison

Opponent	1st	2nd	Score	Mar	FG	FG %	3FG	3FG %	FT	FT Pct	Rbs	Ast	TO	Block	Steal	Fouls
WESTERN STATE	48/15	30/24	78-39	+39	28-52/12-45	.538/.267	5-15/2-15	.333/.133	17-20/13-22	.850/.591	40/25 +15	13/4	22/25	2/4	15/5	21/18
NORTHERN COLO.	32/14	43/42	75-56	+19	20-43/15-40	.465/.375	6-20/5-14	.300/.357	29-37/21-34	.784/.618	28/30 (2)	11/4	13/17	3/4	8/4	26/32
Green Bay	26/29	18/23	44-52	(8)	15-47/18-57	.319/.316	4-15/5-15	.267/.333	10-17/11-17	.588/.647	35/43 (8)	8/12	15/14	6/0	10/5	19/17
SOUTH DAKOTA	31/24	36/32	67-56	+11	24-47/21-54	.511/.389	2-10/2-15	.200/.133	17-25/12-19	.680/.632	35/31 +4	9/6	7/7	5/3	4/3	21/22
PORTLAND STATE	35/26	30/25	65-51	+14	27-53/18-39	.509/.462	6-17/3-13	.353/.231	5-10/12-17	.500/.706	26/26 -	14/7	8/18	0/3	5/3	16/16
MD. EASTERN SHORE	45/21	28/22	73-43	+30	25-50/17-48	.500/.354	7-17/5-13	.412/.385	16-20/4-10	.800/.400	30/31 (1)	17/3	13/21	4/1	11/8	13/23
LOUISIANA TECH	31/23	42/35	73-58	+15	21-44/19-51	.477/.373	11-22/7-18	.500/.389	20-21/13-17	.952/.765	30/28 +2	12/7	13/12	3/4	4/5	14/22
UTAH VALLEY	42/17	32/24	74-41	+33	26-54/16-52	.481/.308	6-24/1-18	.250/.056	16-20/8-14	.800/.571	46/26 +20	13/5	8/10	4/3	8/3	17/17
BRADLEY	20/21	46/28	66-49	+15	22-50/18-49	.440/.367	8-23/0-14	.348/.000	14-22/13-16	.636/.813	28/38 (10)	11/3	12/22	2/3	11/5	16/17
at Colorado	30/30	35/24	65-54	+11	22-46/19-49	.478/.388	6-17/4-16	.353/.250	15-23/12-19	.652/.632	34/29 +5	7/5	15/15	3/2	8/9	17/22
UC Irvine	22/19	36/29	58-48	+10	21-46/20-53	.457/.377	7-21/4-13	.333/.308	9-14/4-7	.643/.571	27/36 (9)	13/8	14/19	3/3	10/6	14/18
SIOUX FALLS	20/25	42/29	62-54	+8	21-50/17-47	.420/.362	2-16/9-29	.125/.310	18-21/11-13	.857/.846	20/41 (21)	12/11	5/21	2/2	10/2	12/22
at Denver	18/21	28/36	46-57	(11)	16-43/17-39	.372/.436	1-13/9-20	.077/.450	13-16/14-18	.813/.778	24/28 (4)	5/14	11/13	4/2	5/4	19/20
at Idaho State	45/35	35/21	80-56	+24	29-54/16-51	.537/.314	9-22/7-17	.409/.412	13-16/17-21	.813/.810	37/24 +13	12/10	12/12	5/2	6/6	22/17
at Utah Valley	35/36	41/34	76-70	+6	24-48/23-49	.500/.469	11-24/7-16	.458/.438	17-20/17-18	.850/.944	21/32 (11)	16/12	7/11	2/2	5/4	11/13
IDAHO STATE	42/21	31/28	73-49	+24	26-46/18-46	.565/.391	6-11/3-13	.545/.231	15-20/10-14	.750/.714	33/17 +16	13/4	17/16	4/2	9/8	15/20
NEW MEXICO	30/34	32/38	62-72	(10)	22-52/23-44	.423/.523	6-19/8-14	.316/.571	12-13/18-22	.923/.818	22/29 (7)	7/11	10/15	7/2	8/7	19/15
at Air Force	22/23	42/30	64-53	+11	20-40/20-41	.500/.488	6-16/4-13	.375/.308	18-26/9-18	.692/.500	23/26 (3)	14/12	11/16	4/1	11/5	15/17
COLORADO STATE	32/19	38/32	70-51	+19	23-53/17-42	.434/.405	8-19/5-17	.421/.294	16-20/12-13	.800/.923	15/8 +11	15/8	9/14	4/2	6/5	13/19
SAN DIEGO STATE	22/25	20/27	42-52	(10)	15-49/21-41	.306/.512	5-22/5-11	.227/.455	7-12/5-6	.583/.833	27/30 (3)	7/9	15/19	5/1	7/5	13/15
at Boise State	33/20	42/44	75-64	+11	25-38/22-47	.658/.468	8-14/7-24	.571/.292	17-19/13-16	.895/.813	24/16 +8	14/7	17/10	0/0	2/6	15/17
at TCU	30/35	22/23	52-58	(6)	20-48/21-46	.417/.457	5-19/6-16	.263/.375	7-11/10-17	.636/.588	29/30 (1)	14/13	14/13	3/2	5/8	15/15
UNLV	42/36	26/30	68-66	+2	22-48/25-51	.458/.490	7-22/3-14	.318/.214	17-20/13-18	.850/.722	24/31 (7)	11/14	8/10	1/1	4/5	18/19
at New Mexico	23/19	15/29	38-48	(10)	14-54/16-41	.259/.390	5-16/3-11	.313/.273	5-8/13-23	.625/.565	31/43 (12)	9/10	11/17	3/4	7/6	20/10
AIR FORCE	36/28	17/30	53-58	(5)	20-51/22-45	.392/.489	4-21/8-19	.190/.421	9-10/6-6	.900/1.000	31/23 +8	9/11	13/12	3/1	8/7	12/10
at Colorado State	28/21	18/33	46-54	(8)	17-44/19-37	.386/.514	7-20/2-6	.350/.333	5-8/14-16	.625/.875	19/29 (10)	7/11	8/11	3/1	3/2	17/14
at San Diego State	30/26	25/29	58-67	(9)	20-45/25-57	.444/.439	9-22/3-11	.409/.273	9-13/14-18	.692/.778	23/33 (10)	11/12	14/10	2/2	2/6	20/15
BOISE STATE	32/26	32/28	64-54	+10	23-51/18-55	.451/.327	6-17/6-24	.353/.250	12-19/12-13	.632/.923	33/37 (4)	14/7	5/10	4/0	5/4	15/19
TCU	39/29	32/30	71-59	+12	28-52/21-51	.538/.412	3-10/6-22	.300/.273	12-20/11-19	.600/.579	31/30 +1	18/7	1/9	3/1	5/1	14/17
at UNLV	32/36	31/38	63-74	(11)	19-43/23-47	.442/.489	7-18/7-18	.389/.389	18-25/21-29	.720/.724	26/29 (3)	11/20	18/19	2/4	8/11	24/22
at UNLV	11/28	37/28	48-56	(8)	17-58/20-50	.293/.400	7-25/4-14	.280/.286	7-12/12-19	.583/.632	36/41 (5)	6/9	14/14	6/7	7/6	17/11
NORTH DAKOTA ST.	37/37	41/38	78-75	+3	22-41/27-57	.537/.474	5-19/7-17	.263/.412	29-41/14-22	.707/.636	34/28 +6	11/11	17/9	4/1	5/10	19/28

Note: Game totals are displayed in the format WYO/OPPONENT for each category





## 2011-12 Game-by-Game Team Highs/Lows

### Wyoming Game Highs

POINTS	80	at Idaho State (12/22/11)
	78	Twice, last North Dakota State (3/14/12)
	76	at Utah Valley (1/3/12)
FG MADE	29	at Idaho State (12/22/11)
	28	Twice, last TCU (2/28/12)
FG ATT	58	at UNLV (3/3/12)
	54	Three times, last at New Mexico (2/11/12)
FG %	.658 (25-38)	at Boise State (1/28/12)
	.565 (26-46)	Idaho State (1/9/12)
3PT MADE	11	Twice, last at Utah Valley (1/3/12)
	9	at Idaho State (12/22/11)
3PT ATT	25	at UNLV, (3/8/12)
	24	Twice, last at Utah Valley (1/3/12)
3PT FG %	.571 (8-14)	at Boise State (12/28/12)
	.545 (6-11)	Idaho State (1/9/12)
FT MADE	29	Twice, last North Dakota State (3/14/12)
	20	Louisiana Tech (11/27/11)
FT ATT	41	North Dakota State (3/14/12)
	37	Northern Colorado (11/15/11)
FT %	.925 (20-21)	Louisiana Tech (11/27/11)
	.923 (12-13)	New Mexico (1/14/12)
REBOUNDS	46	Utah Valley (11/30/11)
	40	Western State (11/12/11)
ASSISTS	18	TCU (2/28/12)
	17	MD Eastern Shore (11/26/11)
STEALS	15	Western State (11/12/11)
	11	Three times, last at Air Force (1/18/12)
BLOCKS	7	New Mexico (1/14/12)
	6	Twice, last at UNLV (3/8/12)
TURNOVERS	22	Western State (11/12/11)
	18	at UNLV, (3/3/12)
FOULS	26	Northern Colorado (11/15/11)
	24	at UNLV, (3/3/12)

### Opponent Game Highs

POINTS	75	North Dakota State (3/14/12)
	74	at UNLV (3/3/12)
	72	New Mexico (1/14/12)
FG MADE	27	North Dakota State (3/14/12)
	25	Twice, last at San Diego State (2/22/12)
FG ATT	57	Three times, last North Dakota St. (3/14/12)
	55	Boise State (2/25/12)
FG %	.523 (23-44)	New Mexico (1/14/12)
	.514 (19-37)	at Colorado State (2/18/12)
3PT MADE	9	Twice, last at Denver (12/19/11)
	7	Louisiana Tech (11/27/11)
3PT ATT	29	Sioux Falls (12/16/11)
	24	Twice, last Boise State (2/25/12)
3PT %	.571 (8-14)	New Mexico (1/14/12)
	.455 (5-11)	San Diego State (1/24/12)
FT MADE	21	Twice, last at UNLV (3/3/12)
	18	New Mexico (1/14/12)
FT ATT	34	Northern Colorado (11/15/11)
	29	at UNLV (3/3/12)
FT %	1.000 (6-6)	Air Force (2/15/12)
	.944 (17-18)	at Utah Valley (1/3/12)
REBOUNDS	43	Twice, last at New Mexico (2/11/12)
	41	Twice, last at UNLV (3/8/12)
ASSISTS	20	at UNLV (3/3/12)
	14	Twice, last UNLV (2/4/12)
STEALS	11	at UNLV (3/3/12)
	10	North Dakota State (3/14/12)
BLOCKS	7	at UNLV (3/8/12)
	4	Six times, last at UNLV (3/3/12)
TURNOVERS	25	Western State (11/12/11)
	22	Bradley (12/3/11)
FOULS	32	Northern Colorado (11/15/11)
	28	North Dakota State (3/14/12)

### Wyoming Game Lows

POINTS	38	at New Mexico (2/11/12)
	42	San Diego State (1/24/12)
	44	at Green Bay (11/19/11)
FG MADE	14	at New Mexico (2/11/12)
	15	Twice, last SDSU (1/24/12)
FG ATT	38	at Boise State (1/28/12)
	40	at Air Force (1/18/12)
FG %	.259 (14-54)	at New Mexico (2/11/12)
	.293 (17-58)	at UNLV (3/8/12)
3PT MADE	1	at Denver (11/19/11)
	2	Twice, last Sioux Falls (12/16/11)
3PT ATT	10	Twice, last TCU (2/28/12)
	11	Idaho State (1/9/12)
3PT FG %	.077 (1-13)	at Denver (11/19/11)
	.125 (2-16)	Sioux Falls (12/16/11)
FT MADE	5	Three, last at Colorado State (2/18/12)
	7	Three times, last at UNLV (3/8/12)
FT ATT	8	Twice, last at Colorado State (2/18/12)
	10	Twice, last Air Force (2/15/12)
FT %	.500 (5-10)	Portland State (11/25/11)
	.583 (7-12)	Twice, last at UNLV (3/8/12)
REBOUNDS	19	at Colorado State (2/18/12)
	20	Sioux Falls (12/16/11)
ASSISTS	5	at Denver (12/19/11)
	6	at UNLV (3/8/12)
STEALS	2	Twice, last at San Diego State (2/22/12)
	3	at Colorado State (2/18/12)
BLOCKS	0	Twice, last at Boise State (1/28/12)
	1	Twice, last UNLV (2/4/12)
TURNOVERS	1	TCU (2/28/12)
	5	Twice, last Boise State (2/25/12)
FOULS	11	at Utah Valley (1/3/12)
	12	Twice, last Air Force (2/15/12)

### Opponent Game Lows

POINTS	39	Western State (11/12/11)
	41	Utah Valley (11/30/11)
	43	MD Eastern Shore (11/26/11)
FG MADE	12	Western State (11/12/11)
	15	No. Colorado (11/15/11)
FG ATT	37	at Colorado State (2/18/12)
	39	Twice, last at Denver (12/19/11)
FG %	.267 (12-45)	Western State (11/12/11)
	.308 (16-52)	Utah Valley (11/30/11)
3PT MADE	0	Bradley (12/3/11)
	1	Utah Valley (11/30/11)
3PT ATT	6	at Colorado State (2/18/12)
	11	Three times, last at SDSU (2/22/12)
3PT %	.000 (0-14)	Bradley (12/3/11)
	.056 (1-18)	Utah Valley (11/30/11)
FT MADE	4	Twice, last UC Irvine (12/13/11)
	5	San Diego State (1/24/12)
FT ATT	6	Twice, last Air Force (2/15/12)
	7	UC Irvine (12/13/11)
FT %	.400 (4-10)	MD Eastern Shore (11/26/11)
	.500 (9-18)	at Air Force (1/18/12)
REBOUNDS	16	at Boise State (1/28/12)
	17	Idaho State (1/9/12)
ASSISTS	3	Twice, last Bradley (12/3/11)
	4	Twice, last No. Colorado (11/15/11)
STEALS	1	TCU (2/28/12)
	2	Twice, last at Colorado State (2/18/12)
BLOCKS	0	Three times, Boise State (2/25/12)
	1	Three, last UNLV (2/4/12)
TURNOVERS	9	Twice, last North Dakota State (3/14/12)
	7	South Dakota (11/22/11)
FOULS	10	Air Force (2/15/12)
	11	at UNLV (3/8/12)



## The Last Time an Individual...

<b>Cowboy Scored 30 Points</b>	32 by Leonard Washington vs. CSU, 1/21/12
<b>Opponent Scored 30 Points</b>	38 by Jimmer Fredette BYU, 3/5/11
<b>Cowboy Scored 40 Points</b>	41 by Jay Straight vs. CSU, 2/26/05
<b>Opponent Scored 40 Points</b>	43 by Ruben Douglas UNM, 2/15/03
<b>Cowboy Made Seven 3FG</b>	7 by Sean Ogirri vs. Air Force, 2/28/09
<b>Opponent Made Seven 3FG</b>	7 by Adam Nigon CSU, 1/4/11
<b>Cowboy Made 15 FT</b>	16 by Francisco Cruz vs. UNC., 11/15/11
<b>Opponent Made 15 FT</b>	16 by Vincent Council Providence, 11/24/10
<b>Cowboy Had 15 Rebounds</b>	15 by Tyson Johnson vs. Texas St., 11/26/08
<b>Opponent Had 15 Rebounds</b>	18 by Drew Gordon UNM, 2/9/11
<b>Cowboy Had 20 Rebounds</b>	22 by Adam Waddell vs. Utah, 1/27/10
<b>Opponent Had 20 Rebounds</b>	22 by Jason Smith CSU, 2/24/07
<b>Cowboy Had 10 Assists</b>	11 by JayDee Luster vs. Peru St., 11/18/09
<b>Opponent Had 10 Assists</b>	10 by Hank Thorns TCU, 1/12/11
<b>Cowboy had 15 Assists</b>	15 by Jay Straight vs. Winthrop, 12/20/03
<b>Opponent had 15 Assists</b>	15 by Matt Montague BYU, 2/2/02
<b>Cowboy Blocked Five Shots</b>	5 by Amath M'baye vs. Utah, 2/27/10
<b>Opponent Blocked Five Shots</b>	6 by Malcolm Thomas SDSU, 1/29/11
<b>Cowboy Had Five Steals</b>	5 by Luke Martinez at New Mexico, 2/11/12
<b>Opponent Had Five Steals</b>	5 by Justin Hawkins UNLV, 2/26/11
<b>Cowboy Had a Double-Double</b>	Leonard Washington vs. NDSU, 3/14/12 (22 points and 11 rebounds)
<b>Opponent Had a Double-Double</b>	Mike Moser UNLV, 3/3/12 (17 points and 12 rebounds)
<b>Two Cowboys Scored 25 Points Each</b>	26 points by LaDrell Whitehead vs. UTEP, 2/15/96 26 by Jeron Roberts vs. UTEP, 2/15/96
<b>Four Cowboys Scored 20 Points Each</b>	20 points by Turk Boyd vs. Loyola Marymount, 3/17/86 20 points by Les Bolden vs. Loyola Marymount, 3/17/86 24 points by Fennis Dembo vs. Loyola Marymount, 3/17/86 20 points by Eric Leckner vs. Loyola Marymount, 3/17/86
<b>Three Cowboys Scored 20 Points Each</b>	21 points by Marcus Bailey vs. UNLV, 2/16/02 20 points by Uche Nsonwu-Amadi vs. UNLV, 2/16/02 20 points by Donta Richardson vs. UNLV, 2/16/02
<b>Two Cowboys Scored 20 Points Each</b>	21 points by Donta Richardson vs. College of Charleston, 11/27/02 21 points by Marcus Bailey vs. College of Charleston, 11/27/02
<b>At Least Five Cowboys Scored in Double Figures</b>	11 points by Amath M'Baye vs. UC Irvine, 12/10/10 12 points by Djibril Thiam vs. UC Irvine, 12/10/10 12 points by Desmar Jackson vs. UC Irvine, 12/10/10 14 points by Francisco Cruz vs. UC Irvine, 12/10/10 10 points by Daylen Harrison vs. UC Irvine, 12/10/10
<b>Triple-Doubles by a Cowboy</b>	Justin Williams vs. Utah, 3/10/06 (10 points, 15 rebounds and 12 blocks) Theo Ratliff vs. San Diego State, 1/2/95 (20 points, 12 rebounds and 11 blocks)
<b>Largest Margin of Victory in the AA by Wyoming</b>	53 vs. Tennessee St. 109-56, 12/17/03

## The Last Time a Team...

<b>Wyoming Scored 100 Points</b>	109 vs. Peru St., 11/18/09
<b>Opponent Scored 100 Points</b>	102 by BYU, 3/5/11
<b>Wyoming Scored Less Than 50 Points</b>	48 at UNLV, 3/8/12
<b>Opponent Scored Less Than 50 Points</b>	48 at New Mexico, 2/11/12
<b>Wyoming Scored Less Than 40 Points</b>	38 at New Mexico, 2/11/12
<b>Opponent Scored Less Than 40 Points</b>	39 by Western St., 11/12/12
<b>Wyoming Shot 60% From the Field</b>	65.8% vs. Boise St., 1/28/12
<b>Opponent Shot 60% From the Field</b>	60.4% by Utah, 1/3/09
<b>Wyoming Shot less than 30%</b>	29.3% at UNLV, 3/8/12
<b>Opponent Shot less than 30%</b>	26.7% by Western St., 12/17/10
<b>Wyoming Made 15 3-Point Baskets</b>	Never
<b>Opponent Made 15 3-Point Baskets</b>	17 by SDSU, 1/29/11
<b>Wyoming Made No 3-Point Baskets</b>	vs. Denver, 11/25/09
<b>Opponent Made No 3-Point Baskets</b>	by Bradley, 12/3/11
<b>Wyoming Made 30 Free Throws</b>	41 vs. Denver, 11/25/09
<b>Opponent Made 30 Free Throws</b>	37 by Adams St., 1/2/10
<b>Wyoming Made 20 Free Throws</b>	29 vs. NDSU, 3/14/12
<b>Opponent Made 20 Free Throws</b>	21 by UNLV, 3/3/12
<b>Wyoming Made 90% of Free Throws (Min 10 FTA)</b>	90% vs. Air Force, 2/15/12
<b>Opponent Made 90% of Free Throws (Min 10 FTA)</b>	92% by Boise State, 2/25/12
<b>Wyoming Attempted 40 Free Throws</b>	41 vs. NDSU, 3/14/12
<b>Opponent Attempted 40 Free Throws</b>	50 by Adams St., 1/2/10
<b>Wyoming Attempted 30 Free Throws</b>	41 vs. NDSU, 3/14/12
<b>Opponent Attempted 30 Free Throws</b>	34 by UNC, 11/15/11
<b>Wyoming Had 50 Rebounds</b>	56 vs. Houston Baptist, 12/29/08
<b>Opponent Had 50 Rebounds</b>	53 by Loyola Marymount, 12/5/09
<b>Wyoming Had 40 Rebounds</b>	46 vs. Utah Valley, 11/30/11
<b>Opponent Had 40 Rebounds</b>	41 at UNLV, 3/8/12
<b>Wyoming Had 20 Offensive Rebounds</b>	20 vs. Savannah St., 1/8/03
<b>Wyoming Had +20 Rebound Margin</b>	+20 vs. Utah Valley, 11/30/11
<b>Opponent Had +20 Rebound Margin</b>	+21 by Sioux Falls, 12/16/11
<b>Wyoming Had +10 Rebound Margin</b>	+11 vs. CSU, 1/21/12
<b>Opponent Had +10 Rebound Margin</b>	+10 by San Diego State, 2/22/12
<b>Wyoming Had 20 Assists</b>	27 vs. Peru St., 11/18/09
<b>An Opponent Had 20 Assists</b>	21 by UNLV, 2/26/11
<b>Wyoming Had less than 10 Assists</b>	6 at UNLV, 3/8/12
<b>Opponent had less than 10 Assists</b>	9 at UNLV, 3/8/12
<b>Wyoming Committed 20 Turnovers</b>	22 vs. Western St., 11/12/11
<b>Opponent Committed 20 Turnovers</b>	21 by Sioux Falls, 12/16/11
<b>Opponent Committed 30 Turnovers</b>	31 by Alcorn St., 12/21/98
<b>Wyoming Had less than 5 Turnovers</b>	1 vs. TCU, 2/28/12
<b>Wyoming Blocked 10 Shots</b>	10 vs. South Dakota, 12/20/09
<b>Wyoming Had 15 Steals</b>	15 vs. Western St., 11/12/11
<b>Wyoming Had 20 Steals</b>	21 vs. Peru St., 11/18/09
<b>Wyoming Beat a Top-25 Team</b>	#11 UNLV, 68-66, 2/4/12
<b>Wyoming Beat a Top-25 Team (Home)</b>	#11 UNLV, 68-66, 2/4/12
<b>Wyoming Beat a Top-25 Team (Road)</b>	
<b>Wyoming Beat a Top-25 Team (Neutral)</b>	#6 Gonzaga, 73-66, 3/14/02



## 2011-12 Game-by-Game Box Scores

### Game #1

**Western State 39 at Wyoming 78**  
**November 12, 2011, in Laramie, Wyo.**

VISITORS: Western State 0-1

##	Player Name	TOT-FG		3-PT		REBOUNDS									
		FG-FGA	FG-FGA	FT-FTA	OF	DE	TOT	PF	TP	A	TO	BLK	S	MIN	
42	Charles Joseph.....	c	2-5	0-2	3-6	0	2	2	2	7	0	4	1	1	23
01	Weylan Towns.....	g	1-4	0-0	1-3	1	0	1	4	3	1	7	0	2	24
05	Alex Hart.....	g	0-3	0-0	2-2	0	1	1	2	2	1	3	0	0	23
23	Jordan Adams.....	g	0-2	0-1	0-0	0	2	2	1	0	0	0	1	0	13
40	Travis Shepherd.....	g	3-11	1-6	0-0	1	4	5	0	7	1	1	0	1	23
10	Steven Aldridge.....		2-5	1-2	4-6	2	1	3	3	9	0	3	0	0	22
11	Seth Richins.....		1-4	0-0	1-2	3	1	4	0	3	0	2	0	1	13
20	Jake Braddy.....		1-3	0-2	0-0	0	2	2	1	2	0	0	0	0	15
21	Jon Cooke.....		1-1	0-0	1-1	0	0	0	0	3	1	0	0	0	7
22	Dushon Carter.....		0-1	0-0	0-0	1	0	1	1	0	0	1	0	0	11
25	Sam Johnston.....		0-0	0-0	0-0	0	0	0	0	0	0	1	0	0	2
32	George Berling.....		0-2	0-1	0-0	0	0	0	1	0	0	1	0	0	13
45	Kairo Rochford.....		1-4	0-1	1-2	0	3	3	3	3	0	2	2	0	11
TEAM.....						1	1								
Totals.....			12-45	2-15	13-22	9	16	25	18	39	4	25	4	5	200

TOTAL FG% 1st Half: 5-21 23.8% 2nd Half: 7-24 29.2% Game: 26.7% DEADB  
3-Pt. FG% 1st Half: 0-7 0.0% 2nd Half: 2-8 25.0% Game: 13.3% REBS  
F Throw % 1st Half: 5-10 50.0% 2nd Half: 8-12 66.7% Game: 59.1% 3

HOME TEAM: Wyoming 1-0

		TOT-FG		3-PT		REBOUNDS									
##	Player Name	FG-FGA	FG-FGA	FT-FTA	OF	DE	TOT	PF	TP	A	TO	BLK	S	MIN	
05	WASHINGTON, Leonard. f	f	6-7	0-0	2-2	1	1	2	1	14	1	0	0	3	10
15	WADDELL, Adam.....	c	2-3	0-0	0-0	0	1	1	2	4	2	0	1	0	10
01	LUSTER, JayDee.....	g	1-2	1-1	0-0	0	1	1	2	3	1	0	0	1	12
25	MARTINEZ, Luke.....	g	3-3	1-1	6-7	0	2	2	0	13	1	0	0	1	14
33	CRUZ, Francisco.....	g	4-7	1-1	2-2	3	3	6	1	11	3	1	0	0	18
02	BOUEDO, Arthur.....		2-3	2-2	0-0	0	1	1	0	6	1	0	0	1	11
03	SMITH, Shakir.....		0-4	0-3	0-0	0	0	0	3	0	0	1	0	1	12
10	GILMORE, Derrious...		2-4	0-2	3-3	0	2	2	3	7	0	4	0	0	18
11	MUOJEKE, Afam.....		0-1	0-0	2-2	1	1	2	1	2	1	6	0	4	12
12	GRABAU, Riley.....		3-6	0-3	0-0	1	4	5	1	6	1	2	0	1	21
13	BENTZ, Jack.....		0-1	0-0	0-0	0	0	0	0	0	0	0	0	0	4
22	NANCE Jr, Larry.....		3-6	0-2	2-2	1	6	7	2	8	2	4	1	2	25
24	MARSHALL, Tyrone....		1-4	0-0	0-0	0	2	2	3	2	0	2	0	1	16
30	WATSABAUGH, Rob.....		1-1	0-0	0-2	1	4	5	2	2	0	2	0	0	17
TEAM.....					2	2	4								
Totals.....			28-52	5-15	17-20	10	30	40	21	78	13	22	2	15	200

TOTAL FG% 1st Half: 16-26 61.5% 2nd Half: 12-26 46.2% Game: 53.8% DEADB  
3-Pt. FG% 1st Half: 4-8 50.0% 2nd Half: 1-7 14.3% Game: 33.3% REBS  
F Throw % 1st Half: 12-13 92.3% 2nd Half: 5-7 71.4% Game: 85.0% 1

Officials: Chris Rastatter, Darron George and Brent Dugas  
Technical fouls: Western State-None. Wyoming-None.

Attendance: 4597

Score by Periods

	1st	2nd	Total
Western State.....	15	24	- 39
Wyoming.....	48	30	- 78

### Game #3

**Wyoming 44 at Green Bay 52**  
**November 19, 2011, in Green Bay, Wis.**

VISITORS: Wyoming 2-1

##	Player Name	TOT-FG		3-PT		REBOUNDS								
		FG-FGA	FG-FGA	FT-FTA	OF	DE	TOT	PF	TP	A	TO	BLK	S	MIN
05	WASHINGTON, Leonard. f	4	11	0-2	3-4	3	6	9	4	11	1	6	4	30
15	WADDELL, Adam..... c	3	4	0-0	0-0	1	2	3	1	6	0	0	2	29
01	LUSTER, JayDee..... g	2	6	2-3	4-8	1	3	4	1	10	4	2	0	32
25	MARTINEZ, Luke..... g	0	8	0-5	3-5	2	1	3	4	3	0	2	0	26
33	CRUZ, Francisco..... g	4	11	1-3	0-0	2	4	6	3	9	0	2	0	22
02	BOUEDO, Arthur.....	2	4	1-1	0-0	0	2	2	1	5	2	1	0	21
03	SMITH, Shakir.....	0	1	0-1	0-0	0	0	0	2	0	0	0	0	4
10	GILMORE, Derrious...	0	1	0-0	0-0	0	1	1	1	0	1	0	0	12
12	GRABAU, Riley.....	0	0	0-0	0-0	0	0	0	0	0	2	0	0	3
22	NANCE Jr, Larry.....	0	1	0-0	0-0	0	2	2	1	0	0	0	0	9
30	WATSABAUGH, Rob.....	0	0	0-0	0-0	0	2	2	1	0	0	0	0	12
TEAM.....						3	3							
Totals.....		15	47	4-15	10-17	9	26	35	19	44	8	15	6	10 200

TOTAL FG% 1st Half: 10-20 50.0% 2nd Half: 5-27 18.5% Game: 31.9% DEADB  
3-Pt. FG% 1st Half: 2-6 33.3% 2nd Half: 2-9 22.2% Game: 26.7% REBS  
F Throw % 1st Half: 4-5 80.0% 2nd Half: 6-12 50.0% Game: 58.8% 4

HOME TEAM: Green Bay 2-2

##	Player Name	TOT-FG		3-PT		REBOUNDS		PF	TP	A	TO	BLK	S	MIN
		FG-FGA	FG-FGA	FT-FTA	OF	DE	TOT							
22	TURNER, Daniel.....	f	2-8	1-3	1-2	4	4	8	2	6	3	1	1	23
21	BROWN, Alec.....	c	6-13	0-0	3-4	4	4	8	3	15	1	4	2	33
03	ARMSTEAD, Aaron.....	g	1-7	1-3	1-2	0	3	3	1	4	1	1	0	23
04	BAKER, Steve.....	g	2-6	1-3	1-2	2	3	5	3	6	1	0	0	22
24	SYKES, Keifer.....	g	1-4	0-0	0-0	0	0	0	5	2	1	1	0	19
02	JOHNSON, Terry.....		2-7	0-1	0-0	0	1	1	1	4	2	2	1	21
05	VALENTIN, Eric.....		0-0	0-0	0-0	0	0	0	0	0	0	0	0	4
11	WILLIAMS, Jarvis.....		0-3	0-1	0-0	0	1	1	0	0	0	3	0	9
13	CERRONI, Kam.....		1-4	1-3	3-4	1	0	1	0	6	2	0	0	22
44	COUGILL, Brennan....		3-5	1-1	2-3	1	8	9	2	9	1	2	0	28
TEAM.....						6	1	7						
Totals.....			18-57	5-15	11-17	18	25	43	17	52	12	14	4	5 200

TOTAL FG% 1st Half: 10-33 30.3% 2nd Half: 8-24 33.3% Game: 31.6% DEADB  
3-Pt. FG% 1st Half: 3-10 30.0% 2nd Half: 2-5 40.0% Game: 33.3% REBS  
F Throw % 1st Half: 6-9 66.7% 2nd Half: 5-8 62.5% Game: 64.7% 2

Officials: Lamont Simpson, Kipp Kissinger, Brad Gaston

Technical fouls: Wyoming-None. Green Bay-None.

Attendance: 2740

Score by Periods

	1st	2nd	Total
Wyoming.....	26	18	- 44
Green Bay.....	29	23	- 52

### Game #2

**Northern Colorado 56 at Wyoming 75**  
**November 15, 2011, in Laramie, Wyo.**

VISITORS: Northern Colorado 0-2

##	Player Name	TOT-FG		3-PT		REBOUNDS								
		FG-FGA	FG-FGA	FT-FTA	OF	DE	TOT	PF	TP	A	TO	BLK	S	MIN
22	HUKISSON, Tim.....	f	2-3	1-2	5-5	0	2	2	1	10	0	1	0	17
41	PROCTOR, Mike.....	f	2-5	0-1	1-4	2	0	2	4	5	0	3	0	25
34	OSBORNE, Connor.....	c	2-4	0-0	5-7	2	6	8	4	9	0	3	0	19
03	GARNICA, Paul.....	g	6-15	3-3	3-3	0	1	1	5	18	0	0	0	26
15	UNRUH, Tate.....	g	0-3	0-2	0-0	0	2	2	3	0	1	1	0	26
05	SVIHOVEC, Tevin.....		0-1	0-1	2-3	0	2	2	2	2	2	1	0	21
11	LLOYD, Elliott.....		1-3	1-3	3-5	0	2	2	4	6	0	1	0	28
13	HAWK-HARRIS, Aaron...		0-0	0-0	0-0	0	0	0	2	0	0	1	0	2
21	KEANE, Brendan.....		0-1	0-0	0-0	0	1	1	1	0	0	0	0	8
24	ADDO, Emmanuel.....		2-3	0-1	1-5	3	1	4	4	5	1	5	0	14
25	DOUVIER, Bryce.....		0-2	0-1	1-2	0	1	1	2	1	0	1	0	10
TEAM.....					3	2	5							
Totals.....			15-40	5-14	21-34	10	20	30	32	56	4	17	0	4 200

TOTAL FG% 1st Half: 5-19 26.3% 2nd Half: 10-21 47.6% Game: 37.5% DEADB  
3-Pt. FG% 1st Half: 1-7 14.3% 2nd Half: 4-7 57.1% Game: 35.7% REBS  
F Throw % 1st Half: 3-8 37.5% 2nd Half: 18-26 69.2% Game: 61.8% 8

HOME TEAM: Wyoming 2-0

##	Player Name	TOT-FG		3-PT		REBOUNDS				TP	A	TO	BLK	S	MIN
		FG-FGA	FG-FGM	FT-FTA	OF	DE	TOT	PF							
05	WASHINGTON, Leonard. f	1-2	0-1	1-2	1	2	3	5	3	0	2	0	2	17	
15	WADDELL, Adam..... c	5-8	0-0	6-6	1	2	3	3	16	1	3	2	0	28	
10	GILMORE, Derrious... g	0-4	0-2	2-2	0	0	0	3	2	3	1	0	1	20	
25	MARTINEZ, Luke..... g	4-11	2-9	1-1	1	3	4	4	11	0	1	0	2	27	
33	CRUZ, Francisco..... g	6-10	2-4	16-20	3	2	5	3	30	2	2	0	2	34	
01	LUSTER, JayDee.....	1-1	1-1	3-4	0	2	2	4	6	2	0	0	0	15	
02	BOUEDO, Arthur.....	2-3	1-2	0-0	0	1	1	0	5	1	0	0	0	14	
11	MUOJEKE, Afam.....	0-0	0-0	0-0	0	1	1	0	0	0	0	0	0	1	
12	GRABAU, Riley.....	0-0	0-0	0-0	0	0	0	0	0	0	0	0	0	9	
13	BENTZ, Jack.....	0-0	0-0	0-0	0	0	0	0	0	0	0	0	0	1	
22	NANCE Jr, Larry.....	0-2	0-0	0-0	1	2	3	2	0	1	0	1	0	13	
30	WATSABAUGH, Rob....	1-2	0-1	0-2	1	4	5	2	2	1	0	0	1	21	
TEAM.....						1	1				4				
Totals.....		20-43	6-20	29-37	8	20	28	26	75	11	13	3	8	200	



## Game #5 Portland State 51 at Wyoming 65 November 25, 2011, in Laramie, Wyo.

VISITORS: Portland State 2-2

##		Player Name	TOT-FG	3-PT	REBOUNDS										
			FG-FGA	FG-FGA	FT-FTA	OF	DE	TOT	PF	TP	A	TO	BLK	S	MIN
11	TAPSCOTT, Chehales..	f	2-6	0-3	4-5	1	4	5	3	8	2	3	0	0	30
42	LOZEAU, Nate.....	c	5-8	0-0	1-1	0	4	4	1	11	0	0	2	0	29
01	McMULLAN, Lateef....	g	2-6	1-3	0-2	0	4	4	3	5	0	2	0	0	30
02	ODUM, Charles.....	g	3-5	0-1	1-1	0	1	1	2	7	0	4	0	2	28
04	HARTHUN, Michael....	g	4-9	1-4	0-0	1	1	2	4	9	2	3	0	0	27
12	SMITH, Jerron.....	g	0-0	0-0	0-1	0	0	0	0	0	1	1	1	0	6
13	HARVEY, Michael.....	g	1-2	0-1	2-3	0	1	1	0	4	0	2	0	0	11
14	WINSTON, Gary.....	g	1-3	1-1	2-2	0	2	2	1	5	1	0	0	1	22
21	EPHREM, Kidus.....	g	0-0	0-0	0-0	0	2	2	1	0	1	0	0	0	9
44	CATALDO, Brandon....	g	0-0	0-0	2-2	0	1	1	1	2	0	1	0	0	8
TEAM.....						2	2	4							
Totals.....			18-39	3-13	12-17	4	22	26	16	51	7	18	3	3	200

TOTAL FG% 1st Half: 10-21 47.6% 2nd Half: 8-18 44.4% Game: 46.2% DEADB  
3-Pt. FG% 1st Half: 2-6 33.3% 2nd Half: 1-7 14.3% Game: 23.1% REBS  
F Throw % 1st Half: 4-7 57.1% 2nd Half: 8-10 80.0% Game: 70.6% 2

HOME TEAM: Wyoming 4-1

		TOT-FG		3-PT		REBOUNDS									
##	Player Name		FG-FGA	FG-FGA	FT-FTA	OF	DE	TOT	PF	TP	A	TO	BLK	S	MIN
05	WASHINGTON, Leonard.	f	5-9	0-1	2-2	2	2	4	1	12	1	3	0	0	23
15	WADDELL, Adam.....	c	6-7	0-0	3-4	0	1	1	2	15	0	1	0	1	22
01	LUSTER, JayDee.....	g	0-1	0-0	0-2	0	1	1	2	0	5	0	0	1	25
25	MARTINEZ, Luke.....	g	5-10	3-7	0-0	2	4	6	1	13	1	0	0	1	23
33	CRUZ, Francisco.....	g	5-8	1-2	0-0	0	2	2	1	11	2	1	0	0	27
02	BOUODO, Arthur.....	g	0-3	0-2	0-0	0	1	1	0	0	1	1	0	0	13
03	SMITH, Shakir.....	g	0-3	0-1	0-0	1	0	1	0	0	0	1	0	1	7
10	GILMORE, Derrious...	g	1-3	1-3	0-0	0	0	0	0	3	1	0	0	0	10
11	MUOJEKE, Afam.....	g	2-3	1-1	0-2	0	1	1	1	5	0	1	0	0	6
12	GRABAU, Riley.....	g	0-0	0-0	0-0	0	0	0	1	0	2	0	0	1	9
13	BENTZ, Jack.....	g	0-0	0-0	0-0	0	0	0	0	0	0	0	0	0	1
22	NANCE Jr, Larry.....	g	2-3	0-0	0-0	1	3	4	4	4	1	0	0	0	17
24	MARSHALL, Tyrone....	g	0-2	0-0	0-0	0	0	0	0	0	0	0	0	0	1
30	WATSABAUGH, Rob....	g	1-1	0-0	0-0	0	2	2	2	2	0	0	0	0	16
TEAM.....						3	3								
Totals.....		27-53	6-17	5-10	6	20	26	16	65	14	8	0	5	200	

TOTAL FG% 1st Half: 14-29 48.3% 2nd Half: 13-24 54.2% Game: 50.9% DEADB  
3-Pt. FG% 1st Half: 3-10 30.0% 2nd Half: 3-7 42.9% Game: 35.3% REBS  
F Throw % 1st Half: 4-6 66.7% 2nd Half: 1-4 25.0% Game: 50.0% 3

Officials: Duane Allen, Jimmy Casas and Brad Gaston  
Technical fouls: Portland State-None. Wyoming-None.  
Attendance: 4396  
Score by Periods 1st 2nd Total  
Portland State..... 26 25 - 51  
Wyoming..... 35 30 - 65

## Game #7 Louisiana Tech 58 at Wyoming 73 November 27, 2011, in Laramie, Wyo.

VISITORS: Louisiana Tech 2-3

		TOT-FG		3-PT		REBOUNDS										
##	Player Name		FG-FGA	FG-FGA	FT-FTA	OF	DE	TOT	PF	TP	A	TO	BLK	S	MIN	
25	Lewis, JL.....	f	0-1	0-0	0-0	0	2	2	4	0	0	0	0	0	15	
45	Souza, Romario.....	c	2-3	0-0	6-7	2	3	5	3	10	1	2	0	0	22	
02	Gibson, Brandon.....	g	0-4	0-2	0-0	0	1	1	1	0	0	3	0	1	18	
15	Johnson, Cordarius..	g	6-12	3-6	1-2	2	3	5	0	16	0	1	0	0	29	
21	McNeill, Kenyon.....	g	4-6	3-5	2-2	0	0	0	3	13	0	2	0	0	19	
01	Kyser, Michale.....		2-8	0-0	0-1	2	1	3	0	4	0	0	1	1	24	
03	Appleby, Raheem.....		0-0	0-0	0-0	0	0	0	2	0	0	2	0	0	1	
04	Smith, Kenneth.....		0-3	0-1	0-0	2	2	4	2	0	4	1	0	1	27	
05	Gaskins, Trevor.....		2-7	1-2	3-3	0	2	2	3	8	1	1	0	1	22	
10	Massey, Isaiah.....		3-6	0-1	1-2	1	0	1	4	7	1	0	3	1	17	
24	Carr, Alex.....		0-1	0-1	0-0	0	1	1	0	0	0	0	0	0	6	
TEAM.....						2	2	4								
Totals.....			19-51	7-18	13-17	11	17	28	22	58	7	12	4	5	200	

TOTAL FG% 1st Half: 8-25 32.0% 2nd Half: 11-26 42.3% Game: 37.3% DEADB  
3-Pt. FG% 1st Half: 3-10 30.0% 2nd Half: 4-8 50.0% Game: 38.9% REBS  
F Throw % 1st Half: 4-5 80.0% 2nd Half: 9-12 75.0% Game: 76.5% 2

HOME TEAM: Wyoming 6-1

		TOT-FG		3-PT		REBOUNDS										
##	Player Name	FG-FGA	FG-FGA	FT-FTA	OF	DE	TOT	PF	TP	A	TO	BLK	S	MIN		
05	WASHINGTON, Leonard. f	2-3	1-1	2-2	1	5	6	3	7	1	3	1	0	21		
15	WADDELL, Adam..... c	2-3	0-0	7-7	0	3	3	2	11	0	2	1	0	24		
01	LUSTER, JayDee..... g	2-4	1-2	2-2	0	0	0	1	7	4	1	0	0	29		
25	MARTINEZ, Luke..... g	5-10	5-9	5-5	1	2	3	2	20	4	2	0	0	31		
33	CRUZ, Francisco..... g	7-15	2-6	2-2	1	3	4	1	18	0	2	0	0	34		
02	BOUODO, Arthur.....	0-1	0-1	0-0	0	0	0	1	0	1	0	0	0	10		
03	SMITH, Shakir.....	1-2	1-1	0-0	0	0	0	0	3	0	0	0	0	2		
10	GILMORE, Derrious...	1-1	1-1	2-3	0	1	1	0	5	0	1	0	0	11		
12	GRABAU, Riley.....	0-0	0-0	0-0	0	0	0	0	0	1	1	0	0	3		
22	NANCE Jr, Larry.....	1-5	0-1	0-0	3	6	9	1	2	1	0	1	4	23		
30	WATSABAUGH, Rob....	0-0	0-0	0-0	0	0	0	3	0	0	0	0	0	12		
TEAM.....					1	3	4									
Totals.....		21-44	11-22	20-21	7	23	30	14	73	12	13	3	4	200		

TOTAL FG% 1st Half: 10-23 43.5% 2nd Half: 11-21 52.4% Game: 47.7% DEADB  
3-Pt. FG% 1st Half: 4-11 36.4% 2nd Half: 7-11 63.6% Game: 50.0% REBS  
F Throw % 1st Half: 7-8 87.5% 2nd Half: 13-13 100 % Game: 95.2% 0

Officials: David Hall, Kevin Brill and Duane Allen  
Technical fouls: Louisiana Tech-None. Wyoming-None.  
Attendance: 4083  
Score by Periods 1st 2nd Total  
Louisiana Tech..... 23 35 - 58  
Wyoming..... 31 42 - 73

## Game #6 Maryland Eastern Shore 43 at Wyoming 73 November 26, 2011, in Laramie, Wyo.

VISITORS: Md. Eastern Shore 1-6

##	Player Name	TOT-FG		3-PT		REBOUNDS									
		FG-FGA	FG-FGA	FT-FTA	OF	DE	TOT	PF	TP	A	TO	BLK	S	MIN	
44	GUILLAUME, Pina.....	f	0-0	0-0	0-0	0	1	1	5	0	0	2	0	0	8
32	HINES, Tyler.....	c	0-4	0-0	0-0	1	2	3	2	0	0	3	0	1	23
02	PITT, Ishaq.....	g	2-5	0-0	1-2	0	2	2	4	5	1	4	0	3	30
05	BELL, Louis.....	g	1-4	1-2	0-0	0	1	1	2	3	1	0	0	0	25
12	WOODS, Percy.....	g	7-8	2-3	2-5	1	4	5	2	18	0	7	0	1	33
01	DURUJI, Chukwuemeka.	g	0-0	0-0	0-0	0	0	0	0	0	0	0	0	0	3
20	WOMACK, Gregory.....	g	1-4	0-2	0-0	0	1	1	3	2	0	1	0	1	14
24	HALEY, Hillary.....	g	3-14	1-4	0-0	0	2	2	1	7	1	3	0	0	22
31	ROBERTSON, Mark.....	g	1-3	1-2	0-0	0	2	2	0	3	0	1	0	0	11
33	KOSILE, Olatunji.....	g	1-3	0-0	0-1	3	5	8	2	2	0	0	1	0	17
34	ANDERSON, Akeem.....	g	1-3	0-0	1-2	1	2	3	2	3	0	0	0	2	14
TEAM.....					1	2	3								
Totals.....		17-48	5-13	4-10	7	24	31	23	43	3	21	1	8	200	

TOTAL FG% 1st Half: 8-22 36.4% 2nd Half: 9-26 34.6% Game: 35.4% DEADB  
3-Pt. FG% 1st Half: 3-7 42.9% 2nd Half: 2-6 33.3% Game: 38.5% REBS  
F Throw % 1st Half: 2-5 40.0% 2nd Half: 2-5 40.0% Game: 40.0% 3

HOME TEAM: Wyoming 5-1

##	Player Name	TOT-FG		3-PT		REBOUNDS				PF	TP	A	TO	BLK	S	MIN	
		FG-FGA	FG-FGA	FT-FTA	OF	DE	TOT										
05	WASHINGTON, Leonard. f	4	-6	0	-0	0	0	1	6	7	0	8	0	1	0	1	18
15	WADDELL, Adam..... c	3	-6	0	-0	1	-3	0	1	1	2	7	0	3	1	0	13
01	LUSTER, JayDee..... g	2	-3	0	-0	0	0	2	2	2	2	4	6	0	0	1	21
25	MARTINEZ, Luke..... g	6	-6	5	-5	1	-2	0	6	6	1	18	2	1	0	2	18
33	CRUZ, Francisco..... g	4	-6	1	-3	1	-1	0	0	0	0	10	2	0	1	1	21
02	BOUODO, Arthur..... g	0	-2	0	-2	0	0	0	2	2	0	0	1	0	0	0	10
03	SMITH, Shakir..... g	0	-1	0	-1	0	0	0	1	1	3	0	0	2	1	0	12
10	GILMORE, Derrious... c	2	-7	1	-2	1	-2	0	1	1	3	6	2	1	0	2	16
11	MUOJEKE, Afam..... c	1	-4	0	-2	7	-7	0	1	1	0	9	0	0	0	0	13
12	GRABAU, Riley..... g	0	-2	0	-2	1	-1	0	1	1	0	1	3	1	0	0	10
13	BENTZ, Jack..... g	0	-0	0	-0	0	0	0	0	0	0	0	0	0	0	0	3
22	NANCE Jr, Larry..... g	0	-2	0	-0	4	-4	1	2	3	0	4	1	0	1	2	19
24	MARSHALL, Tyrone... g	0	-0	0	-0	0	0	1	1	1	0	0	0	1	0	0	4
30	WATSAUBOUGH, Rob... g	3	-5	0	-0	0	0	1	2	3	1	6	0	3	0	2	19
	TEAM.....							1	1								
Totals.....		25	-50	7	-17	16	-20	3	27	30	13	73	17	13	4	11	200





## Game #9 Bradley 49 at Wyoming 66 December 3, 2011, in Laramie, Wyo.

VISITORS: Bradley 3-4																
##	Player Name	TOT-FG		3-PT		REBOUNDS				PF	TP	A	TO	BLK	S	MIN
		FG-FGA	FG-FGA	FT-FTA	OF	DE	TOT	PF								
03	Brown, Taylor.....	f	3-10	0-4	4-4	0	7	7	1	10	0	3	0	0	28	
23	Shayok, Shayok.....	f	1-5	0-0	0-0	3	2	5	4	2	0	2	0	0	22	
44	Prosser, Jordan.....	c	6-8	0-0	2-3	3	5	8	2	14	0	5	0	0	28	
01	Simms-Edwards, D.....	g	2-8	0-4	3-4	0	2	2	1	7	1	5	0	0	28	
25	Lemon Jr., Walt.....	g	1-2	0-0	0-1	0	3	3	3	2	1	5	1	1	27	
00	Woods, Charonn.....		0-1	0-1	0-0	0	0	0	2	0	0	0	0	0	5	
04	Eastman, Jake.....		1-5	0-3	0-0	0	0	0	2	2	0	1	1	0	20	
05	Crawford, Jalen.....		2-6	0-1	0-0	0	2	2	1	4	1	0	0	1	17	
32	Stewart, Donivine....		0-1	0-1	0-0	0	1	1	0	0	0	1	0	1	4	
34	Hodges, Devon.....		0-0	0-0	0-0	0	1	1	0	0	0	0	0	0	4	
41	Thompson, Anthony...		2-3	0-0	4-4	2	1	3	1	8	0	0	1	0	17	
TEAM.....						4	2	6								
Totals.....			18-49	0-14	13-16	12	26	38	17	49	3	22	3	5	200	

TOTAL FG% 1st Half:	9-25 36.0%	2nd Half:	9-24 37.5%	Game:	36.7%	DEADB	
3-Pt. FG% 1st Half:	0-7 0.0%	2nd Half:	0-7 0.0%	Game:	0.0%	REBS	
F Throw % 1st Half:	3-5 60.0%	2nd Half:	10-11 90.9%	Game:	81.3%	1	

HOME TEAM: Wyoming 8-1																				
##	Player Name		TOT-FG		3-PT		REBOUNDS							PF	TP	A	TO	BLK	S	MIN
			FG-FGA	FG-FGA	FT-FTA	OF	DE	TOT	PF											
05	WASHINGTON, Leonard. f		5-10	0-3	3-4	3	1	4	2	13	1	4	1	3	31					
15	WADDELL, Adam..... c		4-7	0-0	7-10	1	0	1	2	15	0	0	0	3	29					
01	LUSTER, JayDee..... g		1-3	0-1	1-3	0	2	2	2	3	6	1	0	1	33					
25	MARTINEZ, Luke..... g		7-11	6-10	0-0	0	1	1	3	20	1	3	0	2	23					
33	CRUZ, Francisco..... g		3-9	1-5	2-3	0	3	3	0	9	2	2	0	1	35					
02	BOUEDO, Arthur..... g		0-1	0-1	0-0	0	2	2	0	0	0	1	0	0	11					
03	SMITH, Shakir..... g		0-1	0-1	0-0	0	0	0	1	0	0	0	0	0	2					
10	GILMORE, Derrious.... g		1-3	1-2	1-2	1	0	1	0	4	0	0	0	0	13					
11	MUOJEKE, Afam..... g		0-0	0-0	0-0	0	1	1	2	0	0	0	0	0	2					
12	GRABAU, Riley..... g		0-0	0-0	0-0	0	0	0	0	0	0	0	0	0	2					
22	NANCE Jr, Larry..... g		1-4	0-0	0-0	1	5	6	4	2	1	0	1	1	13					
30	WATSABAUGH, Rob..... g		0-1	0-0	0-0	0	2	2	0	0	0	1	0	0	6					
TEAM.....						1	4	5												
Totals.....			22-50	8-23	14-22	7	21	28	16	66	11	12	2	11	200					

TOTAL FG% 1st Half:	6-22 27.3%	2nd Half:	16-28 57.1%	Game:	44.0%	DEADB	
3-Pt. FG% 1st Half:	2-10 20.0%	2nd Half:	6-13 46.2%	Game:	34.8%	REBS	
F Throw % 1st Half:	6-10 60.0%	2nd Half:	8-12 66.7%	Game:	63.6%	3	

Officials: Rick Hartzell, Rick Randall and Brad Ferrie  
Technical fouls: Bradley-None. Wyoming-None.  
Attendance: 4643  
Score by Periods

	1st	2nd	Total
Bradley.....	21	28	- 49
Wyoming.....	20	46	- 66

## Game #11 UC Irvine 48 at Wyoming 58 December 13, 2011, in Laramie, Wyo.

VISITORS: UC Irvine 2-7																				
##	Player Name		TOT-FG		3-PT		REBOUNDS							PF	TP	A	TO	BLK	S	MIN
			FG-FGA	FG-FGA	FT-FTA	FT-FTA	OF	DE	TOT	PF										
23	Wilder, Michael	f	2-5	1-4	1-3	1	9	10	3	6	4	4	0	2	31					
20	Folker, Adam	c	4-6	0-0	0-0	2	4	6	3	8	0	2	0	0	26					
05	McNealy, Chris	g	2-8	1-1	0-0	0	2	2	0	5	1	0	1	0	25					
22	Starring, Daman	g	3-9	0-0	0-0	4	1	5	3	6	1	1	0	2	31					
32	Wright, Aaron	g	1-2	0-1	0-0	0	1	1	2	2	2	4	0	0	13					
00	Flowers, Derick	g	3-10	1-5	2-2	1	1	2	4	9	0	3	0	1	22					
03	Davis II, Will	g	3-8	0-0	0-0	3	3	6	1	6	0	2	2	0	24					
10	Woods, Collin	g	1-3	1-2	1-2	0	1	1	2	4	0	3	0	1	24					
33	Best, Mike	g	1-2	0-0	0-0	0	0	0	0	2	0	0	0	0	4					
TEAM						2	1	3												
Totals			20-53	4-13	4-7	13	23	36	18	48	8	19	3	6	200					

TOTAL FG% 1st Half:	8-24 33.3%	2nd Half:	12-29 41.4%	Game:	37.7%	DEADB	
3-Pt. FG% 1st Half:	2-5 40.0%	2nd Half:	2-8 25.0%	Game:	30.8%	REBS	
F Throw % 1st Half:	1-2 50.0%	2nd Half:	3-5 60.0%	Game:	57.1%	0	

HOME TEAM: Wyoming 10-1																			
##	Player Name	TOT-FG		3-PT		REBOUNDS							PF	TP	A	TO	BLK	S	MIN
		FG-FGA	FG-FGA	FT-FTA	OF	DE	TOT	PF											
05	WASHINGTON, Leonard. f	2-3	1-1	2-2	1	7	8	3	7	1	2	0	0	0	24				
15	WADDELL, Adam..... c	2-5	0-0	1-4	0	4	4	2	5	1	4	1	0	33					
01	LUSTER, JayDee..... g	6-12	3-5	3-5	1	2	3	2	18	4	2	0	2	32					
25	MARTINEZ, Luke..... g	4-9	2-7	3-3	1	1	2	0	13	1	0	0	4	35					
33	CRUZ, Francisco..... g	4-9	1-3	0-0	0	4	4	3	9	1	2	0	1	29					
02	BOUEDO, Arthur.....	1-2	0-1	0-0	0	0	0	1	2	1	0	0	0	8					
10	GILMORE, Derrious....	0-3	0-3	0-0	0	0	0	2	0	3	2	0	1	12					
11	MUOJEKE, Afam.....	0-1	0-1	0-0	0	1	1	1	0	1	1	0	1	4					
22	NANCE Jr, Larry.....	2-2	0-0	0-0	0	2	2	0	4	0	0	2	0	15					
30	WATSABAUGH, Rob.....	0-0	0-0	0-0	0	1	1	0	0	0	0	0	1	8					
TEAM.....					1	1	2												
Totals.....		21-46	7-21	9-14	4	23	27	14	58	13	14	3	10	200					

TOTAL FG% 1st Half:	10-27 37.0%	2nd Half:	11-19 57.9%	Game:	45.7%	DEADB	
3-Pt. FG% 1st Half:	2-12 16.7%	2nd Half:	5-9 55.6%	Game:	33.3%	REBS	
F Throw % 1st Half:	0-1 0.0%	2nd Half:	9-13 69.2%	Game:	64.3%	3	

Officials: David Hall, Verne Harris and Mark Whitehead  
Technical fouls: UC Irvine-None. Wyoming-None.  
Attendance: 4084  
Score by Periods

	1st	2nd	Total
UC Irvine.....	19	29	- 48
Wyoming.....	22	36	- 58

## Game #10 Wyoming 65 at Colorado 54 December 9, 2011, in Boulder, Colo.

VISITORS: Wyoming 9-1																
##	Player Name	TOT-FG	3-PT	REBOUNDS				TP	A	TO	BLK	S	MIN			
		FG-FGA	FG-FGA	FT-FTA	OF	DE	TOT	PF								
05	WASHINGTON, Leonard. f	6-11	1-4	3-5	1	6	7	3	16	0	2	2	0	28		
15	WADDELL, Adam.....	c	5-7	0-0	7-9	2	3	5	3	17	0	0	1	31		
01	LUSTER, JayDee.....	g	0-1	0-0	0-0	0	1	1	3	0	6	4	0	31		
25	MARTINEZ, Luke.....	g	4-8	4-8	2-3	0	6	6	3	14	0	2	0	35		
33	CRUZ, Francisco.....	g	3-13	0-4	1-2	1	1	2	1	7	0	4	0	35		
02	BOUEDO, Arthur.....	g	1-1	1-1	0-0	1	3	4	0	3	0	1	0	7		
10	GILMORE, Derrious....	g	1-2	0-0	1-2	0	0	0	1	3	0	1	0	11		
22	NANCE Jr, Larry.....	g	2-3	0-0	1-2	2	2	4	1	5	1	1	0	15		
30	WATSABAUGH, Rob.....	g	0-0	0-0	0-0	0	1	1	2	0	0	0	0	7		
TEAM.....						4	4									
Totals.....		22-46	6-17	15-23	7	27	34	17	65	7	15	3	8	200		

TOTAL FG% 1st Half:	12-24 50.0%	2nd Half:	10-22 45.5%	Game:	47.8%	DEADB	
3-Pt. FG% 1st Half:	5-12 41.7%	2nd Half:	1-5 20.0%	Game:	35.3%	REBS	
F Throw % 1st Half:	1-2 50.0%	2nd Half:	14-21 66.7%	Game:	65.2%	5	

HOME TEAM: Colorado 5-4																
		TOT-FG		3-PT		REBOUNDS										
##	Player Name	FG-FGA	FG-PGA	FT-FTA	OF	DE	TOT	PF	TP	A	TO	BLK	S	MIN		
33	Dufault, Austin.....	f	2-9	0-1	0-0	0	1	1	3	4	0	0	0	25		
01	Tomlinson, Nate.....	g	0-1	0-1	0-0	0	3	3	4	0	3	4	0	1	21	
21	Roberson, Andre.....	g	5-9	0-2	0-1	5	7	12	4	10	0	5	0	2	30	
25	Dinwiddie, Spencer....	g	5-9	2-3	4-4	1	3	4	3	16	0	0	0	0	33	
30	Brown, Carlson.....	g	3-7	1-3	3-5	0	1	1	0	10	1	1	0	2	27	
00	Booker, Askia.....		3-8	1-4	2-4	0	1	1	2	9	1	2	0	1	24	
15	Harris-Tunks, Shane..		0-1	0-0	1-2	1	1	2	1	1	0	1	1	3	13	
23	Chen, Sabatino.....		0-0	0-0	0-0	1	0	1	0	0	0	0	0	0	4	
31	Adams, Jeremy.....		0-3	0-2	0-1	0	0	0	4	0	0	1	0	0	11	
44	Cain, Damiene.....		1-2	0-0	2-2	0	1	1	1	4	0	1	1	0	12	
TEAM.....						1	2	3								
Totals.....			19-49	4-16	12-19	9	20	29	22	54	5	15	2	9	200	



## Game #13 Wyoming 46 at Denver 57 December 19, 2011, in Denver, Colo.

VISITORS: Wyoming 11-2														
##	Player Name	TOT-FG	3-PT	REBOUNDS				PF	TP	A	TO	BLK	S	MIN
		FG-FGA	FG-FGA	FT-FTA	OF	DE	TOT							
05	WASHINGTON, Leonard. f	7-8	0-0	4-4	3	6	9	3	18	0	2	2	1	33
15	WADDELL, Adam. c	2-5	0-0	0-0	0	1	1	3	4	1	1	0	0	33
01	LUSTER, JayDee. g	0-3	0-1	4-4	0	2	2	4	4	1	1	0	1	36
25	MARTINEZ, Luke. g	2-12	1-9	0-0	0	4	4	2	5	1	1	0	1	30
33	CRUZ, Francisco. g	4-11	0-1	3-6	1	0	1	5	11	1	4	0	1	31
02	BOUEDO, Arthur. g	0-0	0-0	0-0	0	0	0	0	0	1	0	0	0	4
10	GILMORE, Derrrious. l	1-1	0-0	2-2	0	1	1	1	4	0	1	0	1	8
11	MUOJEKE, Afam. g	0-2	0-2	0-0	0	2	2	3	0	0	0	0	0	12
22	NANCE Jr, Larry. g	0-1	0-0	0-0	1	2	3	0	0	0	1	2	0	11
30	WATSABAUGH, Rob. g	0-0	0-0	0-0	0	0	0	0	0	0	0	0	0	2
TEAM. g					1	1								
Totals. g		16-43	1-13	13-16	6	18	24	19	46	5	11	4	5	200
TOTAL FG% 1st Half: 7-18 38.9% 2nd Half: 9-25 36.0% Game: 37.2% DEADB														
3-Pt. FG% 1st Half: 0-4 0.0% 2nd Half: 1-9 11.1% Game: 7.7% REBS														
F Throw % 1st Half: 4-7 57.1% 2nd Half: 9-9 100 % Game: 81.3% 2														

HOME TEAM: Denver 9-2														
##	Player Name	TOT-FG	3-PT	REBOUNDS				PF	TP	A	TO	BLK	S	MIN
		FG-FGA	FG-FGA	FT-FTA	OF	DE	TOT							
10	Lewis, Rob. f	1-2	0-1	1-2	1	2	3	3	3	2	2	0	0	13
34	Udofia, Chris. f	3-10	0-0	0-0	2	6	8	4	8	3	5	0	1	25
05	Stafford, Brian. g	3-9	2-5	2-4	1	3	4	1	10	3	1	1	1	36
23	Olson, Brett. g	2-2	2-2	0-0	0	0	0	2	6	1	2	0	0	30
32	Hallam, Chase. g	7-11	3-4	4-4	2	2	4	4	21	1	0	0	1	30
12	Coughlin, Justin. l	1-1	0-0	0-0	0	1	1	0	2	0	1	0	0	10
14	Foeman, Blake. g	0-1	0-0	2-2	0	0	0	0	2	0	0	0	0	6
15	Hallam, Travis. g	0-1	0-1	0-0	0	2	2	2	0	2	1	0	0	22
20	O'Neale, Royce. g	0-2	0-1	5-6	0	6	6	4	5	2	1	1	1	23
TEAM. g														
Totals. g		17-39	9-20	14-18	6	22	28	20	57	14	13	2	4	200
TOTAL FG% 1st Half: 7-23 30.4% 2nd Half: 10-16 62.5% Game: 45.6% DEADB														
3-Pt. FG% 1st Half: 3-11 27.3% 2nd Half: 6-9 66.7% Game: 45.0% REBS														
F Throw % 1st Half: 4-4 100 % 2nd Half: 10-14 71.4% Game: 77.8% 2														

Officials: Jon Stigliano, Dan Chrisman, Keith Kimble  
Technical fouls: Wyoming-None. Denver-None.  
Attendance: 7168  
Score by Periods 1st 2nd Total  
Wyoming. 18 28 - 46  
Denver. 21 36 - 57

## Game #15 Wyoming 70 at Utah Valley 76 January 3, 2012, in Orem, Utah

VISITORS: Wyoming 13-2														
##	Player Name	TOT-FG	3-PT	REBOUNDS				PF	TP	A	TO	BLK	S	MIN
		FG-FGA	FG-FGA	FT-FTA	OF	DE	TOT							
05	WASHINGTON, Leonard. f	5-7	0-1	4-6	0	4	4	3	14	3	4	0	0	33
15	WADDELL, Adam. c	2-4	0-0	6-7	0	1	1	1	10	0	0	1	1	34
01	LUSTER, JayDee. g	3-7	3-5	0-0	2	3	5	3	9	2	1	0	3	35
25	MARTINEZ, Luke. g	4-13	4-12	5-5	0	3	3	1	17	4	2	0	0	40
33	CRUZ, Francisco. g	8-14	3-5	2-2	1	1	2	1	21	5	0	0	0	36
02	BOUEDO, Arthur. l	1-1	1-1	0-0	0	0	0	1	3	0	0	0	0	4
10	GILMORE, Derrrious. l	0-0	0-0	0-0	0	0	0	0	0	2	0	1	0	5
22	NANCE Jr, Larry. g	1-2	0-0	0-0	1	3	4	1	2	0	0	1	0	10
30	WATSABAUGH, Rob. g	0-0	0-0	0-0	0	1	1	0	0	0	0	0	0	3
TEAM. g					1	1								
Totals. g		24-48	11-24	17-20	5	16	21	11	76	16	7	2	5	200
TOTAL FG% 1st Half: 12-26 46.2% 2nd Half: 12-22 54.5% Game: 50.0% DEADB														
3-Pt. FG% 1st Half: 7-13 53.8% 2nd Half: 4-11 36.4% Game: 45.8% REBS														
F Throw % 1st Half: 4-4 100 % 2nd Half: 13-16 81.3% Game: 85.0% 0														

HOME TEAM: Utah Valley 7-10														
##	Player Name	TOT-FG	3-PT	REBOUNDS				PF	TP	A	TO	BLK	S	MIN
		FG-FGA	FG-FGA	FT-FTA	OF	DE	TOT							
15	ROBINSON, Geddes. f	2-4	0-0	1-2	4	7	11	0	5	4	1	0	1	34
33	THOMPSON, Keith. f	5-10	1-3	2-2	3	3	6	5	13	0	3	1	1	26
34	AIRD, Ben. c	4-5	0-0	2-2	1	4	5	4	10	1	0	1	0	32
02	WILLIAMS, Isaiah. g	8-16	5-7	2-2	0	2	2	0	23	1	2	0	0	38
12	HUNSAKER, Holton. g	1-9	1-5	6-6	0	2	2	2	9	5	3	0	0	34
03	ENOS, Keawe. g	0-1	0-1	0-0	0	0	0	1	0	0	1	0	0	8
20	HUBBARD, Alfonzo. g	3-4	0-0	4-4	1	2	3	0	10	1	1	0	2	24
42	FANNON, Rory. g	0-0	0-0	0-0	0	0	0	1	0	0	0	0	0	4
TEAM. g					2	1	3							
Totals. g		23-49	7-16	17-18	11	21	32	13	70	12	11	2	4	200
TOTAL FG% 1st Half: 15-26 57.7% 2nd Half: 8-23 34.8% Game: 46.9% DEADB														
3-Pt. FG% 1st Half: 4-6 66.7% 2nd Half: 3-10 30.0% Game: 43.8% REBS														
F Throw % 1st Half: 2-2 100 % 2nd Half: 15-16 93.8% Game: 94.4% 0,1														

Officials: Randall McCall, Robert Staffen, Larry Spaulding  
Technical fouls: Wyoming-None. Utah Valley-TEAM.  
Attendance: 6556  
Score by Periods 1st 2nd Total  
Wyoming. 35 41 - 76  
Utah Valley. 36 34 - 70

## Game #14 Wyoming 80 at Idaho State 56 December 22, 2011, in Pocatello, Idaho

VISITORS: Wyoming 12-2														
##	Player Name	TOT-FG	3-PT	REBOUNDS				PF	TP	A	TO	BLK	S	MIN
		FG-FGA	FG-FGA	FT-FTA	OF	DE	TOT							
05	WASHINGTON, Leonard. f	3-7	0-1	3-4	1	4	5	3	9	0	1	2	2	22
15	WADDELL, Adam. c	6-7	0-0	1-2	1	3	4	2	13	0	0	0	0	24
01	LUSTER, JayDee. g	1-1	0-0	2-2	1	2	3	3	4	2	1	0	0	12
25	MARTINEZ, Luke. g	5-9	4-7	2-2	2	4	6	1	16	1	0	2	2	26
33	CRUZ, Francisco. g	2-4	0-2	1-2	0	1	1	2	5	1	3	0	1	17
02	BOUEDO, Arthur. g	0-2	0-1	0-0	1	0	1	0	0	1	0	0	0	8
03	SMITH, Shakir. g	0-1	0-1	0-0	0	0	0	1	0	0	0	0	0	2
10	GILMORE, Derrrious. l	7-10	4-6	0-0	0	4	4	4	18	2	5	0	1	29
11	MUOJEKE, Afam. g	0-1	0-1	0-0	0	1	1	0	0	1	0	0	0	7
12	GRABAU, Riley. g	0-4	0-2	2-2	0	0	0	2	2	3	0	0	0	20
13	BENTZ, Jack. g	0-0	0-0	0-0	0	0	0	0	0	0	0	0	0	1
22	NANCE Jr, Larry. g	3-6	0-0	2-2	4	3	7	4	8	1	2	1	0	21
24	MARSHALL, Tyrone. g	0-0	0-0	0-0	0	0	0	0	0	0	0	0	0	1
30	WATSABAUGH, Rob. g	2-2	1-1	0-0	1	1	2	0	5	0	0	0	0	10
TEAM. g					3	1	4							
Totals. g		29-54	9-22	13-16	14	24	38	22	80	12	12	5	6	200
TOTAL FG% 1st Half: 16-27 59.3% 2nd Half: 13-27 48.1% Game: 53.7% DEADB														
3-Pt. FG% 1st Half: 6-10 60.0% 2nd Half: 3-12 25.0% Game: 40.9% REBS														
F Throw % 1st Half: 7-10 70.0% 2nd Half: 6-6 100 % Game: 81.3% 2														

TOTAL FG 1st Half: 6-27 59.3%		2nd Half: 13-27 48.1%		Game: 53.7% DEADB										
3-PT. FG 1st Half: 6-10 60.0%		2nd Half: 3-12 25.0%		Game: 40.9% REBS										
F Throw % 1st Half: 7-10 70.0%		2nd Half: 6-6 100 %		Game: 81.3% 2										
HOME TEAM: Idaho State 2-9														
		TOT-FG		3-PT		REBOUNDS								
##	Player Name	FG-FGA	FG-FGA	FT-FTA	OF	DE	TO	PF	TP	A	TO	BLK	S	MIN
32	MOREIRA, Abner.....	f	1-8	0-0	0-0	1	2	3	4	2	0	1	1	28
13	KUSMERUK, Jakub.....	c	2-4	0-0	0-0	2	2	4	2	4	1	0	1	13
02	GRABAU, Chase.....	g	2-5	0-1	1-2	1	3	4	0	5	6	2	0	138
03	MORGAN, Melvin.....	g	1-6	1-2	2-2	2	0	2	1	5	1	0	0	28
11	MCGOWIN, Kenny.....	g	5-15	5-11	8-11	1	1	2	2	23	1	2	0	35
01	BOLDWIN, Sherrod.....	0-1	0-1	4-4	0	0	0	0	2	4	1	1	0	11
12	BANIPAL, Vishal.....	0-0	0-0	0-0	0	0	0	0	0	0	0	0	0	2
15	HATCHETT, Andre.....	1-5	0-1	2-2	1	0	1	2	4	0	0	0	0	15
3	SWANSON, Garrett.....	2-4	0-0	0-0	1	1	2	1	4	0	2	0	0	18
40	KOSTUR, Dejan.....	2-3	1-1	0-0	0	0	0	0	3	5	0	2	0	12
TEAM.....						4	3	7						
Totals.....		16-51	7-17	17-21	13	12	25	17	56	10	12	2	6	200



## Game #17

### New Mexico 72 at Wyoming 62

#### January 14, 2012, in Laramie, Wyo.

VISITORS: New Mexico 15-2, 1-0

		TOT-FG		3-PT		REBOUNDS									
##	Player Name	f	FGA	FG-FGA	FT-FTA	OF	DE	TOT	PF	TP	A	TO	BLK	S	MIN
00	HARDEMAN, A.J.	f	4-5	0-0	0-0	2	0	2	4	8	0	2	0	0	29
32	GORDON, Drew	f	3-8	0-0	2-2	0	5	5	3	8	0	1	1	1	21
10	WILLIAMS, Kendall	g	3-7	2-3	6-6	3	3	6	2	14	5	5	0	1	31
13	FENTON, Jamal	g	4-6	3-4	2-4	0	3	3	1	13	2	2	0	1	22
21	SNEEL, Tony	g	1-3	0-2	5-5	0	7	7	0	7	2	1	0	0	25
04	ADAMS, Chad	g	2-2	0-0	0-0	0	0	0	1	4	1	0	1	2	13
23	McDONALD, Phillip	g	3-4	2-3	0-0	0	0	0	1	8	0	1	0	0	20
40	WALKER, Demetrius	g	2-7	1-2	2-3	1	1	2	2	7	1	2	0	1	23
41	BAIRSTOW, Cameron	g	1-2	0-0	1-2	0	2	2	1	3	0	0	0	1	16
TEAM						1	1	2							
Totals			23-44	8-14	18-22	7	22	29	15	72	11	15	2	7	200

TOTAL FG% 1st Half: 12-23 52.2% 2nd Half: 11-21 52.4% Game: 52.3% DEADB  
3-Pt. FG% 1st Half: 4-8 50.0% 2nd Half: 4-6 66.7% Game: 57.1% REBS  
F Throw % 1st Half: 6-7 85.7% 2nd Half: 12-15 80.0% Game: 81.8% 3

HOME TEAM: Wyoming 14-3, 0-1

##	Player Name	TOT-FG		3-PT		REBOUNDS				PF	TP	A	TO	BLK	S	MIN
		FG-FGA	FG-FGA	FT-FTA	OF	DE	TOT									
05	WASHINGTON, Leonard	f	4-11	0-2	7-8	2	5	7	2	15	1	3	1	0	31	
15	WADDELL, Adam	c	3-4	0-1	0-0	2	2	4	2	6	1	0	4	0	27	
01	LUSTER, JayDee	g	1-5	0-0	2-2	0	1	1	3	4	2	1	0	2	37	
25	MARTINEZ, Luke	g	4-13	2-9	1-1	0	3	3	4	11	0	2	0	2	37	
33	CRUZ, Francisco	g	9-16	4-6	0-0	2	2	4	4	22	2	1	0	3	38	
02	BOUEDO, Arthur	g	0-1	0-0	0-0	0	0	0	0	0	0	0	0	0	6	
12	GRABAU, Riley	g	0-0	0-0	0-0	0	0	0	1	0	0	0	0	0	2	
22	NANCE Jr, Larry	g	1-2	0-1	2-2	0	1	1	2	4	0	2	2	1	20	
30	WATSABAUGH, Rob	g	0-0	0-0	0-0	0	0	0	1	0	1	0	0	0	2	
TEAM						1	1	2				1				
Totals			22-52	6-19	12-13	7	15	22	19	62	7	10	7	8	200	

TOTAL FG% 1st Half: 11-27 40.7% 2nd Half: 11-25 44.0% Game: 42.3% DEADB  
3-Pt. FG% 1st Half: 3-9 33.3% 2nd Half: 3-10 30.0% Game: 31.6% REBS  
F Throw % 1st Half: 5-6 83.3% 2nd Half: 7-7 100% Game: 92.3% 2

Officials: Verne Harris, Ruben Ramos and Doran Gotschall  
Technical fouls: New Mexico-None. Wyoming-None.

Attendance: 6955

Score by Periods	1st	2nd	Total
New Mexico	34	38	72
Wyoming	30	32	62

## Game #19

### Colorado State 51 at Wyoming 70

#### January 21, 2012, in Laramie, Wyo.

VISITORS: Colorado State 13-5, 2-1

##	Player Name	TOT-FG		3-PT		REBOUNDS									
		FG-FGA	FG-FGA	FT-FTA	OF	DE	TOT	PF	TP	A	TO	BLK	S	MIN	
23	BELL, Will.....	f	0-2	0-0	4-4	0	2	2	3	4	0	3	0	1	18
44	SMITH, Greg.....	f	7-10	2-4	2-2	1	5	6	3	18	1	3	1	0	26
10	EIKMEIER, Wes.....	g	1-6	0-2	0-1	0	0	0	2	2	1	3	0	0	31
15	SABAS, Kaipo.....	g	0-3	0-3	0-0	0	2	2	3	0	1	2	0	0	23
22	GREEN, Dorian.....	g	1-5	1-3	2-2	0	3	3	1	5	0	1	0	3	35
00	MANN, Cody.....	g	0-0	0-0	0-0	0	1	1	0	0	0	0	0	0	4
04	HORNUNG, Pierce.....	g	4-8	0-2	2-2	2	5	7	3	10	0	0	1	0	29
11	CARR, Jesse.....	g	4-8	2-3	2-2	0	1	1	3	12	4	2	0	1	25
33	SMITH, Dwight.....	g	0-0	0-0	0-0	0	1	1	1	0	1	0	0	0	9
TEAM.....						1	1								
Totals.....			17-42	5-17	12-13	4	20	24	19	51	8	14	2	5	200

TOTAL FG% 1st Half: 8-20 40.0% 2nd Half: 9-22 40.9% Game: 40.5% DEADB  
3-Pt. FG% 1st Half: 1-5 20.0% 2nd Half: 4-12 33.3% Game: 29.4% REBS  
F Throw % 1st Half: 2-2 100% 2nd Half: 10-11 90.9% Game: 92.3% 0

HOME TEAM: Wyoming 16-3, 2-1

		TOT-FG		3-PT		REBOUNDS									
##	Player Name	FG-FGA	FG-FGA	FT-FTA	OF	DE	TOT	PF	TP	A	TO	BLK	S	MIN	
05	WASHINGTON, Leonard. f	12-16	3-4	5-6	5	9	14	3	32	0	5	1	2	28	
15	WADDELL, Adam.....	c	2-5	0-0	3-4	1	2	3	0	7	2	2	1	33	
01	LUSTER, JayDee.....	g	2-5	2-3	3-4	2	1	3	5	9	5	0	0	34	
25	MARTINEZ, Luke.....	g	3-14	1-9	5-6	1	3	4	2	12	2	0	0	34	
33	CRUZ, Francisco.....	g	1-4	1-1	0-0	1	3	4	0	3	4	1	0	32	
02	BOUEDO, Arthur.....	g	2-4	1-2	0-0	1	0	1	0	5	2	0	0	17	
03	SMITH, Shakir.....	g	0-0	0-0	0-0	0	0	0	0	0	0	0	0	1	
12	GRABAU, Riley.....	g	0-0	0-0	0-0	0	0	0	0	0	0	0	0	1	
13	BENTZ, Jack.....	g	0-0	0-0	0-0	0	0	0	0	0	0	0	0	1	
22	NANCE Jr, Larry.....	g	1-5	0-0	0-0	1	1	2	3	2	0	1	1	14	
24	MARSHALL, Tyrone.....	g	0-0	0-0	0-0	0	0	0	0	0	0	0	0	1	
30	WATSABAUGH, Rob.....	g	0-0	0-0	0-0	0	1	1	0	0	0	0	0	4	
TEAM.....					1	2	3								
Totals.....		23-53	8-19	16-20	13	22	35	13	70	15	9	4	6	200	

TOTAL FG% 1st Half: 11-28 39.3% 2nd Half: 12-25 48.0% Game: 43.4% DEADB  
3-Pt. FG% 1st Half: 3-9 33.3% 2nd Half: 5-10 50.0% Game: 42.1% REBS  
F Throw % 1st Half: 7-8 87.5% 2nd Half: 9-12 75.0% Game: 80.0% 1

Officials: Dick Cartmell, Larry Spaulding and Rick Randall  
Technical fouls: Colorado State-None. Wyoming-None.

Attendance: 7901

Score by Periods	1st	2nd	Total
Colorado State	19	32	51
Wyoming	32	38	70

## Game #18

### Wyoming 64 at Air Force 53

#### January 18, 2012, in Colorado Springs, Colo.

VISITORS: Wyoming 15-3, 1-1 MW

##		Player Name	TOT-FG	3-PT	REBOUNDS										
			FG-FGA	FG-FGA	FT-FTA	OF	DE	TOT	PF	TP	A	TO	BLK	S	MIN
05		WASHINGTON, Leonard. f	5-7	0-0	3-5	0	8	8	4	13	0	3	1	30	
15		WADDELL, Adam. .... c	3-4	0-0	5-8	0	3	3	2	11	4	1	0	0	27
01		LUSTER, JayDee. .... g	1-3	1-2	1-3	0	1	1	1	4	2	0	0	0	39
25		MARTINEZ, Luke. .... g	5-10	3-7	2-2	0	1	1	1	15	3	1	0	3	33
33		CRUZ, Francisco. .... g	5-11	1-4	4-4	1	3	4	3	15	2	0	0	2	30
02		BOUEDO, Arthur. .... g	1-1	1-1	0-0	0	1	1	0	3	0	0	0	1	15
11		MUOJEKE, Afam. .... g	0-2	0-2	0-0	0	0	0	0	0	0	0	0	0	3
12		GRABAU, Riley. .... g	0-0	0-0	0-0	0	0	0	0	0	0	0	0	0	2
22		NANCE Jr, Larry. .... g	0-2	0-0	3-4	0	2	2	1	3	1	0	0	2	17
30		WATSABAUGH, Rob. .... g	0-0	0-0	0-0	1	0	1	3	0	0	1	0	0	4
TEAM						2	2								
Totals			20-40	6-16	18-26	2	21	23	15	64	14	11	1	11	200

TOTAL FG% 1st Half: 8-21 38.1% 2nd Half: 12-19 63.2% Game: 50.0% DEADB  
3-Pt. FG% 1st Half: 2-10 20.0% 2nd Half: 4-6 66.7% Game: 37.5% REBS  
F Throw % 1st Half: 4-6 66.7% 2nd Half: 14-20 70.0% Game: 69.2% 4

HOME TEAM: Air Force 11-5, 1-1 MW

		TOT-FG		3-PT		REBOUNDS									
##	Player Name	FG-FGA	FG-FGA	FT-FTA	OF	DE	TOT	PF	TP	A	TO	BLK	S	MIN	
04	WILLIAMS, Kamryn....	f	1-3	0-1	1-2	0	3	3	0	3	2	2	0	17	
05	FITZGERALD, Mike....	f	4-5	1-1	4-6	0	2	2	4	13	0	4	0	25	
34	BROEKHUIS, Taylor....	c	3-5	1-2	1-2	1	4	5	3	8	3	1	1	36	
10	FLETCHER, Todd.....	g	3-9	0-4	0-0	1	2	3	4	6	4	3	1	40	
11	CARTER, Chris.....	g	0-0	0-0	0-0	1	0	1	0	0	0	0	0	4	
03	HAMMONDS, Justin....	g	3-7	1-2	3-8	1	4	5	3	10	0	1	0	26	
14	LYONS, Michael.....	g	4-8	1-2	0-0	0	4	4	2	9	1	1	0	27	
21	EARLS, DeLovell.....	g	0-0	0-0	0-0	0	0	0	0	0	0	1	0	1	
22	YON, Max.....	g	0-1	0-1	0-0	0	1	1	1	0	2	2	0	10	
30	BRAKEVILLE, Adam....	g	0-0	0-0	0-0	0	0	0	0	0	0	0	0	1	
32	HEMPSEY, Shawn.....	g	2-3	0-0	0-0	0	1	1	0	4	0	1	0	13	
TEAM.....						1	1								
Totals.....			20-41	4-13	9-18	4	22	26	17	53	12	16	4	5 200	



## Game #21

### Wyoming 75 at Boise State 64

#### January 28, 2012, in Boise, Idaho

VISITORS: Wyoming 17-4, 3-2

		TOT-FG		3-PT		REBOUNDS									
##	Player Name	FG-FGA	FG-FGA	FT-FTA	OF	DE	TP	PF	TP	A	TO	BLK	S	MIN	
05	WASHINGTON, Leonard. f	3-4	1-1	3-4	0	1	1	4	10	0	3	0	1	31	
15	WADDELL, Adam..... c	3-4	0-0	3-4	2	4	6	2	9	0	1	0	0	18	
01	LUSTER, JayDee..... g	3-3	0-0	1-1	0	0	0	5	7	5	3	0	0	27	
25	MARTINEZ, Luke..... g	7-12	3-8	0-0	0	4	4	1	17	3	2	0	1	36	
33	CRUZ, Francisco..... g	5-7	2-3	4-4	0	2	2	1	16	5	3	0	0	38	
02	BOUEDO, Arthur..... g	0-0	0-0	0-0	0	0	0	0	0	0	0	0	0	6	
12	GRABAU, Riley..... g	2-3	2-2	2-2	0	1	1	0	8	1	2	0	0	13	
22	NANCE Jr, Larry..... g	2-5	0-0	4-4	1	5	6	2	8	0	3	0	0	26	
30	WATSABAUGH, Rob..... g	0-0	0-0	0-0	0	0	0	0	0	0	0	0	0	5	
TEAM.....						2		2							
Totals.....		25-38	8-14	17-19	5	19	24	15	75	14	17	0	2	200	

TOTAL FG% 1st Half: 12-19 63.2% 2nd Half: 13-19 68.4% Game: 65.8% DEADB  
3-Pt. FG% 1st Half: 4-6 66.7% 2nd Half: 4-8 50.0% Game: 57.1% REBS  
F Throw % 1st Half: 5-6 83.3% 2nd Half: 12-13 92.3% Game: 89.5% 0

HOME TEAM: Boise State 10-10, 0-5

##	Player Name	TOT-FG		3-PT		REBOUNDS									
		FG-FGA	FG-FGA	FT-FTA	OF	DE	TOT	PF	TP	A	TO	BLK	S	MIN	
03	DMRIC, Anthony.....	f	1-5	1-4	4-4	2	3	5	3	7	1	1	0	0	36
15	BROPLEH, Thomas.....	f	1-6	1-5	2-2	0	0	0	2	5	1	2	0	0	24
42	BUCKNER, Kenny.....	c	2-3	0-0	0-0	1	1	2	4	4	0	1	0	0	17
02	MARKS, Derrick.....	g	1-2	0-0	0-0	0	2	2	0	2	1	1	0	1	21
30	PERRYMAN, Westly.....	g	2-7	1-5	2-2	0	0	0	1	7	2	4	0	2	26
05	HANSTAD, Joe.....	g	5-7	2-4	1-2	0	0	0	0	13	1	0	0	1	20
10	NICHOLS, Tre'.....	g	5-9	1-4	0-0	0	0	0	3	11	1	1	0	2	23
22	WILEY, Drew.....	g	1-2	1-2	0-0	0	0	0	1	3	0	0	0	0	8
23	WATKINS, Ryan.....	g	4-6	0-0	4-6	2	4	6	3	12	0	0	0	0	22
33	CRAYTON, Jarrell.....	g	0-0	0-0	0-0	0	0	0	0	0	0	0	0	0	3
TEAM.....						1	1								
Totals.....		22-47	7-24	13-16	6	10	16	17	64	7	10	0	6	200	

TOTAL FG% 1st Half: 7-20 35.0% 2nd Half: 15-27 55.6% Game: 46.8% DEADB  
3-Pt. FG% 1st Half: 2-10 20.0% 2nd Half: 5-14 35.7% Game: 29.2% REBS  
F Throw % 1st Half: 4-6 66.7% 2nd Half: 9-10 90.0% Game: 81.3% 3

Officials: Mike Reed, Winston Stith, Doran Gotschall  
Technical fouls: Wyoming-None. Boise State-None.  
Attendance: 4052  
Score by Periods

	1st	2nd	Total
Wyoming.....	33	42	- 75
Boise State.....	20	44	- 64

## Game #23

### No. 11/13 UNLV 66 at Wyoming 68

#### February 4, 2012, in Laramie, Wyo.

VISITORS: No. 11/13 UNLV 21-4 (5-2)

#	Player Name	TOT-FG		3-PT		REBOUNDS									
		FG-FGA	FG-FGA	FT-FTA	OF	DE	TOT	PF	TP	A	TO	BLK	S	MIN	
00	BELLFIELD, Oscar.....	5-10	2-5	0-0	0	5	5	2	12	6	2	0	0	33	
01	THOMAS, Quintrell.....	5-6	0-0	5-6	0	3	3	1	15	0	0	1	0	19	
02	WALLACE, Kendall.....	0-0	0-0	0-0	0	0	0	0	0	0	0	0	0	4	
03	MARSHALL, Anthony.....	5-9	0-2	2-4	3	3	6	1	12	5	0	0	1	39	
05	SMITH, Reggie.....	1-2	0-0	2-4	0	0	0	0	4	1	0	0	0	7	
11	LOPEZ, Carlos.....	1-2	0-0	0-0	0	0	0	3	2	0	0	0	0	10	
12	MASSAMBA, Brice.....	3-5	0-0	0-0	0	0	0	5	6	1	3	0	0	17	
22	STANBACK, Chace.....	0-2	0-0	2-2	0	1	1	3	2	0	0	0	1	20	
31	HAWKINS, Justin.....	1-3	0-2	0-0	1	2	3	1	2	0	0	0	1	19	
43	MOSER, Mike.....	4-12	1-5	2-2	0	10	10	3	11	1	5	0	2	32	
TEAM.....					3			3							
Totals.....		25-51	3-14	13-18	7	24	31	19	66	14	10	1	5	200	

TOTAL FG% 1st Half: 14-22 63.6% 2nd Half: 11-29 37.9% Game: 49.0% DEADB  
3-Pt. FG% 1st Half: 2-4 50.0% 2nd Half: 1-10 10.0% Game: 21.4% REBS  
F Throw % 1st Half: 6-10 60.0% 2nd Half: 7-8 87.5% Game: 72.2% 3

HOME TEAM: Wyoming 18-5 (4-3)

		TOT-FG		3-PT		REBOUNDS										
##	Player Name		FG-FGA		FG-FGA	FT-FTA	OF	DE	TOT	PF	TP	A	TO	BLK	S	MIN
05	WASHINGTON, Leonard..	f	5-13	0-2	6-6	1	6	7	1	16	0	0	0	1	34	
15	WADDELL, Adam.....	c	5-8	0-0	4-4	2	2	4	5	14	1	0	0	0	30	
01	LUSTER, JayDee.....	g	1-1	1-1	2-4	0	1	1	3	5	2	2	0	1	28	
25	MARTINEZ, Luke.....	g	5-13	5-13	0-0	0	4	4	2	15	1	1	0	1	37	
33	CRUZ, Francisco.....	g	5-11	1-5	5-6	0	3	3	1	16	5	3	0	1	38	
02	BOUEDO, Arthur.....	g	0-0	0-0	0-0	0	0	0	0	0	1	0	0	0	10	
03	SMITH, Shakir.....	g	0-0	0-0	0-0	0	0	0	0	0	0	0	0	0	0	0
12	GRABAU, Riley.....	g	0-1	0-1	0-0	0	0	0	4	0	1	2	0	0	8	
22	NANCE Jr, Larry.....	g	1-1	0-0	0-0	0	1	1	2	2	0	0	0	0	15	
30	WATSABAUGH, Rob.....	g	0-0	0-0	0-0	0	1	1	0	0	0	0	0	0	0	0
TEAM.....						3	3									
Totals.....			22-48	7-22	17-20	3	21	24	18	68	11	8	1	4	200	

TOTAL FG% 1st Half: 13-24 54.2% 2nd Half: 9-24 37.5% Game: 45.8% DEADB  
3-Pt. FG% 1st Half: 5-12 41.7% 2nd Half: 2-10 20.0% Game: 31.8% REBS  
F Throw % 1st Half: 11-12 91.7% 2nd Half: 6-8 75.0% Game: 85.0% 2

Officials: Bob Staffen, Tony Padilla and Shawn Lehig  
Technical fouls: No. 11/13 UNLV-None. Wyoming-None.  
Attendance: 7179  
Score by Periods

	1st	2nd	Total
No. 11/13 UNLV.....	36	30	- 66
Wyoming.....	42	26	- 68

## Game #22

### Wyoming 52 at TCU 58

#### February 1, 2011, in Fort Worth, Texas

VISITORS: Wyoming 17-5 (3-3 MW)

##	Player Name	TOT-FG		3-PT		REBOUNDS									
		FG-FGA	FG-FGA	FT-FTA	OF	DE	TOT	PF	TP	A	TO	BLK	S	MIN	
05	WASHINGTON, Leonard. f	8-10	1-1	4-6	2	4	6	2	21	2	0	1	0	29	
15	WADDELL, Adam..... c	5-12	0-0	3-4	1	8	9	4	13	1	2	2	1	36	
01	LUSTER, JayDee..... g	1-2	0-0	0-1	0	0	0	3	2	2	5	0	0	39	
25	MARTINEZ, Luke..... g	2-12	2-12	0-0	2	6	8	4	6	4	3	0	3	34	
33	CRUZ, Francisco..... g	4-10	2-5	0-0	1	1	2	1	10	4	2	0	0	38	
02	BOUEDO, Arthur..... g	0-0	0-0	0-0	0	0	0	0	0	0	1	0	1	7	
12	GRABAU, Riley..... g	0-0	0-0	0-0	0	0	0	1	0	1	1	0	0	2	
22	NANCE Jr, Larry..... g	0-0	0-0	0-0	0	1	1	0	0	0	0	0	0	9	
30	WATSABAUGH, Rob..... g	0-2	0-1	0-0	0	0	0	0	0	0	0	0	0	6	
TEAM.....						1		2		3					
Totals.....		20-48	5-19	7-11	7	22	29	15	52	14	14	3	5	200	

TOTAL FG% 1st Half: 13-25 52.0% 2nd Half: 7-23 30.4% Game: 41.7% DEADB  
3-Pt. FG% 1st Half: 3-10 30.0% 2nd Half: 2-9 22.2% Game: 26.3% REBS  
F Throw % 1st Half: 1-2 50.0% 2nd Half: 6-9 66.7% Game: 63.6% 1

HOME TEAM: TCU 13-8 (3-3 MW)

##	Player Name	TOT-FG		3-PT		REBOUNDS							TP	A	TO	BLK	S	MIN
		FG-FGA	FG-FGM	FG-FGA	FG-FGM	FT-FTA	OF	DE	TOT	PF								
33	GREEN, Garlon.....	f	0-5	0-4	5-7	0	6	6	2	5	1	1	1	0	22			
41	WILLIAMS, Craig.....	f	5-9	1-1	2-3	2	5	7	3	13	1	2	0	0	23			
05	ANDERSON, Kyan.....	g	2-4	0-0	0-1	0	1	1	3	4	4	2	0	1	35			
10	THORNS, Hank.....	g	4-8	3-6	1-2	0	2	2	1	12	3	3	0	2	38			
23	CADOT, J.R.....	g	2-7	0-1	0-0	1	2	3	2	4	0	1	0	3	29			
02	CROSSLAND, Connell..	g	1-2	0-0	0-0	0	3	3	0	2	0	0	0	1	8			
04	FIELDS, Amric.....	g	4-7	2-3	0-0	1	1	2	1	10	3	1	0	0	22			
21	BUTLER, Nate.....	g	0-1	0-1	0-0	0	0	0	1	0	0	0	0	1	7			
24	MCKINNEY, Adrick....	g	3-3	0-0	2-4	2	3	5	2	8	1	2	1	0	16			
TEAM.....						1	1											
Totals.....			21-46	6-16	10-17	6	24	30	15	58	13	13	2	8	200			

TOTAL FG% 1st Half: 12-21 57.1% 2nd Half: 9-25 36.0% Game: 45.7% DEADB  
3-Pt. FG% 1st Half: 4-8 50.0% 2nd Half: 2-8 25.0% Game: 37.5% REBS  
F Throw % 1st Half: 7-9 77.8% 2nd Half: 3-8 37.5% Game: 58.8% 4

Officials: John Higgins, Mike Littlewood, Rick Hartzell  
Technical fouls: Wyoming-None. TCU-None.  
Attendance: 4720  
Score by Periods

	1st	2nd	Total
Wyoming.....	30	22	- 52
TCU.....	3		





## Game #25

### Air Force 58 at Wyoming 53

#### February 15, 2012, in Laramie, Wyo.

VISITORS: Air Force 12-11, 2-7

##	Player Name	TOT-FG		3-PT		REBOUNDS				PF	TP	A	TO	BLK	S	MIN
		FG-FGA	FG-FGA	FT-FTA	FT-FTA	OF	DE	TOT	PF							
04	WILLIAMS, Kamryn.....	f	1-3	0-1	2-2	0	3	3	2	4	1	0	0	0	14	
34	BROEKHUIS, Taylor.....	c	5-9	2-4	0-0	0	2	2	2	12	2	3	1	1	35	
05	FITZGERALD, Mike.....	g	1-4	0-1	4-4	0	6	6	2	6	0	3	0	1	31	
10	FLETCHER, Todd.....	g	1-2	0-1	0-0	0	4	4	1	2	1	3	0	2	35	
14	LYONS, Michael.....	g	9-15	6-8	0-0	0	3	3	1	24	2	2	0	1	37	
03	HAMMONDS, Justin.....		2-3	0-0	0-0	0	1	1	1	4	0	1	0	0	10	
22	YON, Max.....		0-2	0-1	0-0	0	0	0	0	2	0	0	0	1	9	
25	GREEN, Kyle.....		2-6	0-3	0-0	0	1	1	1	4	1	0	0	0	19	
32	HEMPSEY, Shawn.....		0-0	0-0	0-0	0	0	0	0	1	0	0	0	1	5	
43	BARNHILL, Colt.....		1-1	0-0	0-0	0	1	1	0	2	1	0	0	0	5	
TEAM.....						2	2									
Totals.....			22-45	8-19	6-6	0	23	23	10	58	11	12	1	7	200	

TOTAL FG% 1st Half: 12-25 48.0% 2nd Half: 10-20 50.0% Game: 48.9% DEADB  
3-Pt. FG% 1st Half: 4-13 30.8% 2nd Half: 4-6 66.7% Game: 42.1% REBS  
F Throw % 1st Half: 0-0 0.0% 2nd Half: 6-6 100% Game: 100% 0

HOME TEAM: Wyoming 18-7, 4-5

##	Player Name	TOT-FG		3-PT		REBOUNDS				PF	TP	A	TO	BLK	S	MIN
		FG-FGA	FG-FGA	FT-FTA	FT-FTA	OF	DE	TOT	PF							
05	WASHINGTON, Leonard. f	3-5	0-0	1-2	2	7	9	1	7	0	3	1	2	26		
15	WADDELL, Adam.....	c	6-9	0-0	3-3	0	3	3	4	15	0	2	1	0	31	
01	LUSTER, JayDee.....	g	3-8	0-4	5-5	1	3	4	0	11	4	3	0	2	38	
25	MARTINEZ, Luke.....	g	3-10	2-8	0-0	1	2	3	8	2	2	1	1	32		
33	CRUZ, Francisco.....	g	3-14	1-7	0-0	1	2	3	1	7	1	1	0	1	38	
02	BOUEDO, Arthur.....		1-2	1-2	0-0	1	0	1	1	3	1	0	0	0	11	
10	GILMORE, Derrious...		0-0	0-0	0-0	0	0	0	0	1	1	0	0	2	9	
22	NANCE Jr, Larry.....		1-2	0-0	0-0	2	4	6	2	2	0	0	0	2	19	
30	WATSABAUGH, Rob.....		0-1	0-0	0-0	0	1	1	0	0	0	1	0	0	3	
TEAM.....						1	1									
Totals.....			20-51	4-21	9-10	8	23	31	12	53	9	13	3	8	200	

TOTAL FG% 1st Half: 14-28 50.0% 2nd Half: 6-23 26.1% Game: 39.2% DEADB  
3-Pt. FG% 1st Half: 3-9 33.3% 2nd Half: 1-12 8.3% Game: 19.0% REBS  
F Throw % 1st Half: 5-5 100% 2nd Half: 4-5 80.0% Game: 90.0% 1

Officials: David Hall, Kelly Self and Brad Ferrie  
Technical fouls: Air Force-None. Wyoming-None.  
Attendance: 4881  
Score by Periods

	1st	2nd	Total
Air Force.....	28	30	58
Wyoming.....	36	17	53

## Game #27

### Wyoming 58 at No. 24/25 San Diego State 67

#### February 18, 2012, in San Diego, Calif.

VISITORS: WYOMING 18-9 (4-7 MW)

##	Player Name	TOT-FG		3-PT		REBOUNDS				PF	TP	A	TO	BLK	S	MIN
		FG-FGA	FG-FGA	FT-FTA	FT-FTA	OF	DE	TOT	PF							
05	WASHINGTON, Leonard. f	2-4	2-2	3-4	0	5	5	5	9	0	2	0	0	0	15	
15	WADDELL, Adam.....	c	4-9	0-0	2-4	1	5	6	1	10	1	3	1	0	42	
01	LUSTER, JayDee.....	g	2-5	2-5	0-0	0	2	2	5	6	2	2	0	1	38	
25	MARTINEZ, Luke.....	g	1-5	1-5	2-3	0	2	2	1	9	6	1	0	1	35	
33	CRUZ, Francisco.....	g	4-9	0-3	0-0	1	2	3	4	8	3	3	0	0	37	
02	BOUEDO, Arthur.....		4-5	3-4	0-0	0	0	0	0	11	1	0	0	0	19	
10	GILMORE, Derrious...		0-2	0-1	0-0	0	0	0	1	0	1	0	0	0	7	
22	NANCE Jr, Larry.....		3-6	1-2	2-2	1	3	4	2	9	1	1	1	0	31	
30	WATSABAUGH, Rob.....		0-0	0-0	0-0	0	1	1	1	0	0	0	0	0	1	
TEAM.....								2								
Totals.....			20-45	9-22	9-13	3	20	23	20	58	11	14	2	2	225	

TOTAL FG% 1st Half: 11-22 50.0% 2nd Half: 8-17 47.1% OT: 1-6 16.7% Game: 44.4%  
3-Pt. FG% 1st Half: 5-10 50.0% 2nd Half: 4-9 44.4% OT: 0-3 0.0% Game: 40.9%  
F Throw % 1st Half: 3-4 75.0% 2nd Half: 5-7 71.4% OT: 1-2 50.0% Game: 69.2%

HOME TEAM: No. 24/25 San Diego State 21-6 (7-4 MW)

##	Player Name	TOT-FG		3-PT		REBOUNDS				PF	TP	A	TO	BLK	S	MIN
		FG-FGA	FG-FGA	FT-FTA	FT-FTA	OF	DE	TOT	PF							
10	SHELTON, Tim.....	f	4-7	0-0	2-2	3	4	7	1	10	1	0	1	2	37	
21	FRANKLIN, Jamaal....	f	3-10	1-5	5-7	1	4	5	3	12	0	3	1	0	34	
02	THAMES, Xavier.....	g	3-8	0-1	3-3	0	1	1	1	9	6	1	1	2	36	
11	RAHON, James.....	g	1-4	0-1	0-0	0	1	1	2	2	0	1	0	0	28	
22	TAPLEY, Chase.....	g	3-12	2-3	2-2	0	3	3	4	10	1	1	0	1	37	
03	FRANKLIN, LaBradford		1-3	0-1	0-0	0	2	2	2	4	2	0	0	0	15	
05	GREEN, Garrett.....		6-6	0-0	2-4	1	2	3	0	14	0	1	0	0	20	
23	STEPHENS, DeShawn...		4-7	0-0	0-0	5	2	7	2	8	0	1	0	0	18	
TEAM.....						2	2	4								
Totals.....			25-57	3-11	14-18	12	21	33	15	67	12	10	2	6	225	

TOTAL FG% 1st Half: 9-24 37.5% 2nd Half: 12-25 48.0% OT: 4-8 50.0% Game: 43.9%  
3-Pt. FG% 1st Half: 1-4 25.0% 2nd Half: 2-6 33.3% OT: 0-1 0.0% Game: 27.3%  
F Throw % 1st Half: 7-9 77.8% 2nd Half: 3-4 75.0% OT: 4-5 80.0% Game: 77.8%

Officials: Scott Thornley, Mike Reed, Kipp Kissinger  
Technical fouls: WYOMING-None. No. 24/25 San Diego State-None.  
Attendance: 12414  
Score by Periods

	1st	2nd	OT	Total
WYOMING.....	30	25	3	58
No. 24/25 San Diego State.....	26	29	12	67

## Game #26

### Wyoming 46 at Colorado State 54

#### February 18, 2012, in Fort Collins, Colo.

VISITORS: Wyoming 18-8, 4-6 MW

##	Player Name	TOT-FG		3-PT		REBOUNDS				PF	TP	A	TO	BLK	S	MIN
		FG-FGA	FG-FGA	FT-FTA	FT-FTA	OF	DE	TOT	PF							
05	WASHINGTON, Leonard. f	2-6	1-2	2-4	1	6	7	3	7	0	1	2	0	1	26	
15	WADDELL, Adam.....	c	1-4	0-0	1-2	1	4	5	3	3	0	2	1	0	33	
01	LUSTER, JayDee.....	g	3-5	1-3	0-0	0	2	2	5	7	4	1	0	0	39	
25	MARTINEZ, Luke.....	g	5-13	5-12	0-0	0	4	4	1	15	1	1	0	1	31	
33	CRUZ, Francisco.....	g	4-12	0-2	0-0	2	2	2	2	10	2	1	0	1	38	
02	BOUEDO, Arthur.....		0-1	0-1	0-0	0	0	0	1	0	0	0	0	1	9	
10	GILMORE, Derrious...		0-0	0-0	0-0	0	0	0	2	0	0	1	0	0	2	
22	NANCE Jr, Larry.....		2-3	0-0	0-0	0	3	3	0	4	0	0	0	0	20	
30	WATSABAUGH, Rob.....		0-0	0-0	0-0	1	0	1	0	0	0	0	0	0	2	
TEAM.....								1								
Totals.....			17-44	7-20	5-8	3	16	19	17	46	7	8	3	3	200	

TOTAL FG% 1st Half: 12-23 52.2% 2nd Half: 5-21 23.8% Game: 38.6% DEADB  
3-Pt. FG% 1st Half: 3-7 42.9% 2nd Half: 4-13 30.8% Game: 35.0% REBS  
F Throw % 1st Half: 1-2 50.0% 2nd Half: 4-6 66.7% Game: 62.5% 2

HOME TEAM: Colorado State 16-9, 5-5 MW

##	Player Name	TOT-FG		3-PT		REBOUNDS				PF	TP	A	TO	BLK	S	MIN
		FG-FGA	FG-FGA	FT-FTA	FT-FTA	OF	DE	TOT	PF							
04	HORNING, Pierce.....	f	3-6	0-1	1-2	1	6	7	3	7	1	1	0	1	29	
44	SMITH, Greg.....	f	6-11	1-3	1-2	1	7	8	3	14	2	2	1	0	38	
10	EIKMEIER, Wes.....	g	1-5	0-0	2-2	0	2	2	1	4	3	0	0	0	24	
15	SABAS, Kaipo.....	g	2-2	0-0	0-0	0	3	3	2	4	0	2	0	0	21	
22	GREEN, Dorian.....	g	5-7	1-2	2-2	0	2	2	1	13	3	2	0	0	38	
11	CARR, Jesse.....		1-3	0-0	2-2	0	2	2	1	4	1	1	0	1	27	
23	BELL, Will.....		0-2	0-0	6-6	0	2	2	2	6	1	2	0	0	19	
33	SMITH, Dwight.....		1-1	0-0	0-0	0	0	0	1	2	0	1	0	0	4	
TEAM.....						2	1	3								
Totals.....			19-37	2-6	14-16	4	25	29	14	54	11	11	1	2	200	

TOTAL FG% 1st Half: 8-17 47.1% 2nd Half: 11-20 55.0% Game: 51.4% DEADB  
3-Pt. FG% 1st Half: 1-3 33.3% 2nd Half: 1-3 33.3% Game: 33.3% REBS  
F Throw % 1st Half: 4-5 80.0% 2nd Half: 10-11 90.9% Game: 87.5% 0

Officials: Verne Harris, Bob Staffen, Darron George  
Technical fouls: Wyoming-None. Colorado State-None.  
Attendance: 8745  
Score by Periods

	1st	2nd	Total
Wyoming.....	28	18	46
Colorado State.....	21	33	54

## Game #28

### Boise State 54 at Wyoming 64

#### February 25, 2012, in Laramie, Wyo.

VISITORS: Boise State 13-14 (3-9)

##
----



## Game #29

### TCU 59 at Wyoming 71

February 28, 2012, in Laramie, Wyo.

VISITORS: TCU 17-12 (7-6)

##	Player Name	TOT-FG		3-PT		REBOUNDS				PF	TP	A	TO	BLK	S	MIN
		FG-FGA	FG-FGA	FT-FTA	FT-FTA	OF	DE	TOT	PF							
02	CROSSLAND, Connell..	f	1-2	0-0	2-2	1	3	4	2	4	1	1	1	0	0	13
41	WILLIAMS, Craig.....	f	3-8	0-3	0-0	0	2	2	3	6	0	0	0	0	0	18
05	ANDERSON, Kyan.....	g	3-7	3-4	1-2	1	2	3	2	10	1	2	0	0	0	29
10	THORNS, Hank.....	g	2-11	2-7	4-4	0	1	1	0	10	2	3	0	1	1	37
23	CADOT, J.R.....	g	4-7	0-1	3-8	2	3	5	2	11	1	0	0	0	0	29
04	FIELDS, Amric.....	g	3-7	0-4	0-1	0	3	3	3	6	1	0	0	0	0	20
21	BUTLER, Nate.....	g	1-2	0-0	0-0	1	1	2	0	2	0	0	0	0	0	13
24	MCKINNEY, Adrick....	g	3-4	0-0	0-0	2	4	6	2	6	0	1	0	0	0	16
25	ZURCHER, Chris.....	g	0-0	0-0	0-0	0	0	0	0	0	0	0	0	0	0	1
33	GREEN, Garlon.....	g	1-3	1-3	1-2	0	1	1	3	4	1	2	0	0	0	24
TEAM.....						2	1	3								
Totals.....		21-51	6-22	11-19	9	21	30	17	59	7	9	1	1	20		

TOTAL FG% 1st Half: 12-30 40.0% 2nd Half: 9-21 42.9% Game: 41.2% DEADB  
3-Pt. FG% 1st Half: 2-10 20.0% 2nd Half: 4-12 33.3% Game: 27.3% REBS  
F Throw % 1st Half: 3-6 50.0% 2nd Half: 8-13 61.5% Game: 57.9% 3

HOME TEAM: Wyoming 20-9 (6-7)

##		Player Name	TOT-FG	3-PT	REBOUNDS										
			FG-FGA	FG-FGA	FT-FTA	OF	DE	TOT	PF	TP	A	TO	BLK	S	MIN
30		WATSABAUGH, Rob.....	f	1-1	0-0	0-0	0	0	0	0	2	0	0	0	3
15		WADDELL, Adam.....	c	5-9	0-0	4-9	1	3	4	4	14	2	0	1	28
01		LUSTER, JayDee.....	g	0-2	0-0	2-2	0	3	3	2	2	8	0	0	26
02		BOUEDO, Arthur.....	g	0-2	0-1	0-0	0	0	0	1	0	1	0	0	20
33		CRUZ, Francisco.....	g	8-11	1-1	2-2	0	2	2	2	19	5	0	0	33
03		SMITH, Shakir.....		0-0	0-0	0-0	0	0	0	0	0	0	0	0	1
05		WASHINGTON, Leonard.		9-13	1-2	4-7	3	9	12	1	23	0	1	2	26
10		GILMORE, Derrious...		0-1	0-0	0-0	0	1	1	0	0	0	0	0	13
12		GRABAU, Riley.....		0-0	0-0	0-0	0	0	0	0	0	0	0	0	1
22		NANCE Jr, Larry.....		4-5	0-0	0-0	1	4	5	0	8	0	0	0	23
25		MARTINEZ, Luke.....		1-8	1-6	0-0	0	3	3	3	3	2	0	0	26
		TEAM.....					1	1							
Totals.....			28-52	3-10	12-20	5	26	31	14	71	18	1	3	5	200

TOTAL FG% 1st Half: 16-28 57.1% 2nd Half: 12-24 50.0% Game: 53.8% DEADB  
3-Pt. FG% 1st Half: 3-7 42.9% 2nd Half: 0-3 0.0% Game: 30.0% REBS  
F Throw % 1st Half: 4-8 50.0% 2nd Half: 8-12 66.7% Game: 60.0% 6

Officials: Randy McCall, David Hall and Scott Thornley

Technical fouls: TCU-None. Wyoming-None.

Attendance: 5174

Score by Periods		1st	2nd	Total
TCU.....		29	30	- 59
Wyoming.....		39	32	- 71

## Game #31 (MW Quarterfinals)

### Wyoming 48 at No. 20 UNLV 56

March 8, 2012, in Las Vegas, Nev.

VISITORS: Wyoming 20-11

##	Player Name	TOT-FG		3-PT		REBOUNDS				PF	TP	A	TO	BLK	S	MIN
		FG-FGA	FG-FGA	FT-FTA	FT-FTA	OF	DE	TOT	PF							
05	WASHINGTON, Leonard.	f	5-14	1-5	0-3	2	8	10	5	11	1	3	1	2	25	
15	WADDELL, Adam.....	c	0-5	0-0	2-2	1	3	4	4	2	0	1	4	1	38	
01	LUSTER, JayDee.....	g	2-6	0-2	0-1	1	5	6	2	4	3	2	0	0	0	37
25	MARTINEZ, Luke.....	g	4-14	3-11	0-0	2	7	9	2	11	0	3	1	2	32	
33	CRUZ, Francisco.....	g	3-12	2-6	1-2	0	2	2	1	9	0	3	0	1	37	
02	BOUEDO, Arthur.....	g	1-2	0-0	0-0	0	0	0	0	2	0	1	0	0	0	11
10	GILMORE, Derrious...	g	0-1	0-0	2-2	1	0	1	0	2	1	1	0	0	0	3
22	NANCE Jr, Larry.....	g	2-4	1-1	2-2	2	1	3	3	7	1	0	0	0	1	17
TEAM.....						1	1									
Totals.....		17-58	7-25	7-12	9	27	36	17	48	6	14	6	7	20		

TOTAL FG% 1st Half: 3-24 12.5% 2nd Half: 14-34 41.2% Game: 29.3% DEADB  
3-Pt. FG% 1st Half: 0-8 0.0% 2nd Half: 7-17 41.2% Game: 28.0% REBS  
F Throw % 1st Half: 5-8 62.5% 2nd Half: 2-4 50.0% Game: 58.3% 1

HOME TEAM: #20/20 UNLV 26-7

##	Player Name	TOT-FG		3-PT		REBOUNDS				PF	TP	A	TO	BLK	S	MIN
		FG-FGA	FG-FGA	FT-FTA	FT-FTA	OF	DE	TOT	PF							
22	STANBACK, Chace.....	f	3-6	2-4	0-0	0	3	3	2	8	0	0	0	0	0	35
43	MOSER, Mike.....	f	9-16	2-4	2-2	1	13	14	3	22	2	5	3	1	4	38
12	MASSAMBA, Brice.....	c	3-5	0-0	2-3	3	3	6	1	8	0	1	2	0	0	29
00	BELLFIELD, Oscar....	g	1-7	0-4	3-3	0	0	0	3	5	2	1	0	0	30	
03	MARSHALL, Anthony...	g	3-9	0-0	2-6	1	9	10	0	8	0	3	0	2	36	
01	THOMAS, Quintrell...	g	1-2	0-0	0-0	0	1	1	0	2	0	1	0	0	0	8
02	WALLACE, Kendall....	g	0-1	0-1	0-0	0	0	0	0	0	0	1	0	1	7	
11	LOPEZ, Carlos.....	g	0-2	0-0	0-0	1	3	4	1	0	0	1	1	1	6	
24	CHEANEY, Barry.....	g	0-0	0-0	0-0	0	0	0	0	0	0	0	0	0	0	0+
31	HAWKINS, Justin.....	g	0-2	0-1	3-5	0	3	3	1	3	1	0	0	2	24	
33	NORMAN, Wade.....	g	0-0	0-0	0-0	0	0	0	0	0	0	0	0	0	0	0+
TEAM.....																
Totals.....		20-50	4-14	12-19	6	35	41	11	56	9	14	7	6	20		

TOTAL FG% 1st Half: 12-30 40.0% 2nd Half: 8-20 40.0% Game: 40.0% DEADB  
3-Pt. FG% 1st Half: 4-10 40.0% 2nd Half: 0-4 0.0% Game: 28.6% REBS  
F Throw % 1st Half: 0-0 0.0% 2nd Half: 12-19 63.2% Game: 63.2% 4,1

Officials: Randy McCall, Bob Staffen, Brad Ferrie

Technical fouls: Wyoming-None. #20/20 UNLV-None.

Attendance: 13772

Score by Periods		1st	2nd	Total
Wyoming.....		11	37	- 48
#20/20 UNLV.....		28	28	- 56

## Game #30

### Wyoming 63 at No. 17 UNLV 74

March 3, 2011, in Las Vegas, Nev.

VISITORS: Wyoming 20-10, 6-8

##	Player Name	TOT-FG		3-PT		REBOUNDS				PF	TP	A	TO	BLK	S	MIN
		FG-FGA	FG-FGA	FT-FTA	FT-FTA	OF	DE	TOT	PF							
05	WASHINGTON, Leonard.	f	3-6	0-2	3-4	0	3	3	4	9	2	5	0	0	0	22
15	WADDELL, Adam.....	c	2-6	0-0	5-6	2	6	8	5	9	0	4	0	2	35	
01	LUSTER, JayDee.....	g	0-2	0-2	1-2	0	1	1	5	1	1	3	0	0	0	28
25	MARTINEZ, Luke.....	g	3-11	1-7	8-9	1	1	2	0	15	2	1	1	1	36	
33	CRUZ, Francisco.....	g	6-9	4-4	0-0	0	0	0	4	16	4	2	1	0	32	
02	BOUEDO, Arthur.....	g	1-1	0-0	0-0	0	2	2	4	2	1	0	0	0	0	9
10	GILMORE, Derrious...	g	1-3	1-2	0-0	0	0	0	0	3	0	1	0	2	11	
12	GRABAU, Riley.....	g	0-0	0-0	0-0	0	0	0	0	0	0	0	0	0	0	2
13	BENTZ, Jack.....	g	0-0	0-0	0-0	0	0	0	0	0	0	0	0	0	0	1
22	NANCE Jr, Larry.....	g	3-5	1-1	1-4	3	4	7	2	8	1	2	0	2	20	
24	MARSHALL, Tyrone....	g	0-0	0-0	0-0	0	0	0	0	0	0	0	0	0	0	1
30	WATSABAUGH, Rob.....	g	0-0	0-0	0-0	0	1	1	0	0	0	0	0	0	0	3
TEAM.....						2	2									
Totals.....		19-43	7-18	18-25	6	20	26	24	63	11	18	2	8	20		

TOTAL FG% 1st Half: 10-21 47.6% 2nd Half: 9-22 40.9% Game: 44.2% DEADB  
3-Pt. FG% 1st Half: 2-5 40.0% 2nd Half: 5-13 38.5% Game: 38.9% REBS  
F Throw % 1st Half: 10-14 71.4% 2nd Half: 8-11 72.7% Game: 72.0% 5

HOME TEAM: No. 17 UNLV 25-7, 9-5

		TOT-FG		3-PT		REBOUNDS									
##	Player Name	FG-FGA	FG-FGA	FT-FTA	OF	DE	TOT	PF	TP	A	TO	BLK	S	MIN	
22	STANBACK, Chace.....	f	0-4	0-2	0-0	0	2	2	3	0	2	2	0	1 15	
43	MOSER, Mike.....	f	5-5	2-2	5-7	3	9	12	1	17	3	2	0	0 36	
12	MASSAMBA, Brice.....	c	6-8	0-1	3-4	1	2	3	4	15	2	3	1	2 31	
00	BELLFIELD, Oscar....	g	2-6	1-4	2-4	0	2	2	1	7	9	2	2	2 33	
02	WALLACE, Kendall....	g	4-6	3-4	3-3	0	0	0	3	14	0	1	0	1 13	
01	THOMAS, Quintrell...		1-2	0-0	0-2	1	0	1	1	2	0	0	1	4 14	
03	MARSHALL, Anthony..		2-7	0-2	8-9	0	3	3	5	12	3	3	0	1 33	
11	LOPEZ, Carlos.....		0-3	0-0	0-0	0	0	0	1	0	0	2	0	1 8	
24	CHEANEY, Barry.....		0-0	0-0	0-0	0	0	0	0	0	0	1	0	1 0	
31	HAWKINS, Justin.....		3-6	1-3	0-0	0	1	1	3	7	1	1	1	1 25	
33	NORMAN, Wade.....		0-0	0-0	0-0	0	0	0	0	0	0	1	1	1 1	
TEAM.....						4	1	5			1				
Totals.....			23-47	7-18	21-29	9	20	29	22	74	20	19	4	11 200	



# Wyoming's Postseason History

The Cowboys are no stranger to postseason play. In fact, the Cowboys have played in the postseason 24 times. They have played in the NCAA Tournament 14 times, the National Invitation Tournament eight times and the College Basketball Invitational twice.

The Pokes have captured one NCAA Championship, during 1942-43. That year, the Pokes were led by head coach Everett Shelton and star players Kenny Sailors and Milo Komenich. Sailors was named the Most Outstanding Player of the NCAA Tournament and is currently the oldest living MOP. The 1986-87 season was another special postseason for the Cowboys. Led by the tandem of Fennis Dembo and Eric Leckner, the Cowboys advanced all the way to the Sweet 16 of the NCAA Tournament. In UW's second round game, the Cowboys beat UCLA and, their star at the time, Reggie Miller. Dembo led all scorers in the game with 41 points. Wyoming's most recent trip to the NCAA tournament saw the Cowboys advance to the Second Round in 2002. In the first round, the 11th seeded Cowboys met Gonzaga, who was ranked sixth in the country at the time. The Cowboys upset the Bulldogs 73-66.

Of Wyoming's eight appearances in the NIT, the Cowboys have advanced to at least the second round four times. Their best NIT run came at the end of the 1985-86 season when the Cowboys advanced to the championship game, which was played at Madison Square Garden.

The 2009-10 season marked the Pokes' first appearance in the CBI.

## Wyoming's Postseason Tournament Record

Record in Postseason Tournament Games	17-28 (Home: 7-3; Away: 0-3; Neutral: 10-22)
Record in NCAA Tournament	9-19 (Home: 0-0; Away: 0-0; Neutral: 9-19)
Record in NIT	7-8 (Home: 6-2; Away: 0-3; Neutral: 1-3)
Record in CBI	1-1 (Home: 1-1; Away: 0-0; Neutral: 0-0)

## Wyoming's Postseason Tournament Record vs. All Teams

	Overall	Home	Away	Neutral	NCAA	NIT	CBI
Arizona	0-1	---	---	0-1	0-1	---	---
Arkansas	0-2	---	---	0-2	0-2	---	---
Army	0-1	---	---	0-1	---	0-1	---
Butler	1-0	1-0	---	---	---	1-0	---
Clemson	1-0	1-0	---	---	---	1-0	---
Colorado	0-1	---	0-1	---	---	0-1	---
Creighton	0-1	---	---	0-1	0-1	---	---
Eastern Washington	1-0	1-0	---	---	---	1-0	---
Florida	1-0	---	---	1-0	---	1-0	---
Georgetown	1-1	---	---	1-1	1-1	---	---
Gonzaga	1-1	0-1	---	1-0	1-0	0-1	---
Howard	1-0	---	---	1-0	1-0	---	---
Illinois	0-1	---	---	0-1	0-1	---	---
Kansas State	0-1	---	---	0-1	0-1	---	---
Loyola Marymount	1-1	1-0	---	0-1	0-1	1-0	---
North Carolina	0-1	---	0-1	---	---	0-1	---
North Dakota State	1-0	1-0	---	---	---	---	1-0
Northeastern	0-1	0-1	---	---	---	---	0-1
Ohio State	0-1	---	---	0-1	---	0-1	---
Oklahoma	1-0	---	---	1-0	1-0	---	---
Oklahoma City	1-0	---	---	1-0	1-0	---	---
Oregon	0-1	---	0-1	---	---	0-1	---
Oregon State	0-2	---	---	0-2	0-2	---	---
Pepperdine	0-1	0-1	---	---	---	0-1	---
Santa Clara	0-2	---	---	0-2	0-2	---	---
Seattle	0-2	---	---	0-2	0-2	---	---
Texas	1-1	---	---	1-1	1-1	---	---
Texas A&M	1-0	1-0	---	---	---	1-0	---
UCLA	1-1	---	---	1-1	1-1	---	---
UNLV	0-1	---	---	0-1	0-1	---	---
USC	2-0	1-0	---	1-0	1-0	1-0	---
UTEP	0-1	---	---	0-1	0-1	---	---
Villanova	0-1	---	---	0-1	---	0-1	---
Virginia	1-0	---	---	1-0	1-0	---	---
Washington	0-1	---	---	0-1	0-1	---	---
Totals	17-28	7-3	0-3	10-22	9-19	7-8	1-1

## Wyoming's Postseason Tournament Championship Games

Year	Tournament Champion	Tournament Runnerup	Site
1986 - NIT	Ohio State 73	Wyoming 63	New York, N.Y.
1943 - NCAA	Wyoming 46	Georgetown 34	New York, N.Y.

## Wyoming's Postseason Tournament Records

Most Wins in One Tournament	4 (1986 NIT)
Most Points Scored by Wyoming in One Game	115 vs. Loyola Marymount (1988 NCAA First Round)
Most Points Scored by Wyoming in One Tournament	370 (1986 NIT)
Most Points Allowed by Wyoming in One Game	119 vs. Loyola Marymount (1988 NCAA First Round)
Most Points Allowed by Wyoming in One Tournament	348 (1986 NIT)
Fewest Points Scored by Wyoming in One Game	39 vs. Oklahoma State (1949 NCAA First Round)
Fewest Points Allowed by Wyoming in One Game	34 vs. Georgetown (1943 NCAA Championship)



# Wyoming's NCAA Appearances

## Wyoming's NCAA Record: 9-19, One National Championship in 1943

2002 —	FIRST ROUND: WYOMING 73, Gonzaga 66 March 14, The Pit Albuquerque, N.M.  SECOND ROUND: Arizona 68, WYOMING 60 March 16, The Pit Albuquerque, N.M.	WYOMING LEADERS SCORING: Uche Nsonwu-Amadi ..... 14 REBOUNDING: Josh Davis..... 14	OPPONENT LEADERS Dan Dickau.....26 Zach Gourde ..... 10
1988 —	FIRST ROUND: Loyola-Marymount 119, WYOMING 115 March 17, Special Events Center Salt Lake City, Utah	SCORING: Eric Leckner ..... 23 REBOUNDING: Willie Jones ..... 10	Luke Walton.....21 Channing Frye..... 11
1987 —	FIRST ROUND: WYOMING 64, Virginia 60 March 12, Special Events Center Salt Lake City, Utah  SECOND ROUND: WYOMING 78, UCLA 68 March 14, Special Events Center Salt Lake City, Utah  REGIONAL SEMIFINAL: UNLV 92, WYOMING 78 March 20, Kingdome Seattle, Wash.	SCORING: Eric Leckner ..... 22 REBOUNDING: Fennis Dembo ..... 9  SCORING: Fennis Dembo..... 41 Eric Leckner ..... 20 REBOUNDING: Eric Lecker ..... 14  SCORING: Fennis Dembo..... 27 Eric Leckner ..... 18 REBOUNDING: Fennis Dembo ..... 9	Drew Kennedy ..... 14 Drew Kennedy ..... 9  Reggie Miller ..... 24 Reggie Miller ..... 9  Armon Gilliam..... 38 Armon Gilliam..... 13
1982 —	FIRST ROUND: WYOMING 61, Southern Cal 58 March 11, The Spectrum Logan, Utah  SECOND ROUND: Georgetown 51, WYOMING 43 March 13, The Spectrum Logan, Utah	SCORING: Chris Engler ..... 17 Mark Wrapp ..... 17 REBOUNDING: Chris Engler..... 9 Mark Wrapp ..... 9  SCORING: Chris Engler ..... 14 Mike Jackson ..... 11 REBOUNDING: Chris Engler..... 5	Dwight Anderson..... 22 Ken Johnson ..... 6  Eric Smith ..... 13 Sleepy Floyd ..... 11 Patrick Ewing ..... 5
1981 —	FIRST ROUND: WYOMING 78, Howard 43 March 12, UCLA Pauley Pavilion Los Angeles, Calif.  SECOND ROUND: Illinois 67, WYOMING 65 March 14, UCLA Pauley Pavilion Los Angeles, Calif.	SCORING: Charles Bradley..... 20 Bill Garnett ..... 18 REBOUNDING: Kenneth Ollie..... 10 Bill Garnett ..... 8  SCORING: Charles Bradley..... 25 Bill Garnett ..... 15 REBOUNDING: Greg Thesenvitz ..... 4	Rattif ..... 15 Rattif ..... 9  Johnson..... 19 Smith..... 14 Smith..... 8 Johnson..... 7
1967 —	FIRST ROUND: UCLA 109, WYOMING 60 March 17 Berkeley, Calif.  CONSOLATION ROUND: UTEP 69, WYOMING 67 March 18 Berkeley, Calif.	SCORING: Tom Asbury ..... 20 Harry Hall ..... 19  SCORING: Harry Hall ..... 21 Mike Eberle ..... 13 Cliff Nelson..... 13 REBOUNDING: Gary Van Krosigk ..... 9 Mike Eberle ..... 8	Lew Alcindor ..... 29  David Lattin..... 29 Dick Meyers..... 10
1958 —	FIRST ROUND: Seattle 88, WYOMING 51 Berkeley, Calif.	SCORING: John Bertolero..... 22 Donald Hatten..... 12	Elgin Baylor ..... 26
1953 —	FIRST ROUND: Santa Clara 67, WYOMING 52 March 13 Corvallis, Ore.  CONSOLATION ROUND: Seattle 80, WYOMING 64 March 14 Corvallis, Ore.	SCORING: Bill Sharp ..... 23 Harry Jorgensen ..... 13  SCORING: Harry Jorgensen ..... 17 Jim Mulvehall ..... 14	Johnny O'Brien..... 30





1952 —	FIRST ROUND: WYOMING 54, Oklahoma City 48 March 21 Corvallis, Ore.  SECOND ROUND: Santa Clara 56, WYOMING 53 March 22 Corvallis, Ore.	WYOMING LEADERS SCORING: Moe Radovich..... 13 Ron Rivers..... 11	OPPONENT LEADERS Don Penwell..... 18
1949 —	FIRST ROUND: Oklahoma State 40, WYOMING 39 March 18 Kansas City, Mo.  CONSOLATION ROUND: Arkansas 61, WYOMING 48 March 19 Kansas City, Mo.	SCORING: Moe Radovich..... 18 Leroy Esau ..... 13  SCORING: John Pilch ..... 13 Keith Boom ..... 9  SCORING: Mark Peyton..... 16 John Pilch ..... 12	Ken Sears ..... 15  Shelton..... 15  Horton..... 16
1948 —	FIRST ROUND: Kansas State 58, WYOMING 48 March 19 Kansas City, Mo.  CONSOLATION ROUND: Washington 57, WYOMING 47 March 20 Kansas City, Mo.	SCORING: Mark Peyton..... 20 Loy Doty ..... 11  SCORING: John Pilch ..... 24 Loy Doty ..... 13	Shannon..... 14  Nichols ..... 22
1947 —	FIRST ROUND: Texas 42, WYOMING 40 March 21 Kansas City, Mo.  CONSOLATION ROUND: Oregon State 63, WYOMING 46 March 22 Kansas City, Mo.	SCORING: Floyd Volker ..... 11 Jimmie Reese..... 10  SCORING: Jimmie Reese..... 17 Floyd Volker ..... 12	Langdon..... 11  Beck ..... 18
1943 —	FIRST ROUND: WYOMING 53, Oklahoma 50 March 26 Kansas City, Mo.  SEMIFINALS: WYOMING 58, Texas 54 March 27 Kansas City, Mo.  CHAMPIONSHIP GAME: WYOMING 46, Georgetown 34 March 30, Madison Square Garden New York, N.Y.	SCORING: Milo Komenich..... 22 Jimmy Weir..... 14  SCORING: Milo Komenich..... 17 Jimmy Weir..... 13  SCORING: Kenny Sailors..... 16 Milo Komenich..... 9	Reich ..... 17  Hargis..... 29  Several with 6
1941 —	FIRST ROUND: Arkansas 52, WYOMING 40 Kansas City, Mo.  CONSOLATION ROUND: Creighton 45, WYOMING 44 Kansas City, Mo.	SCORING: No Statistics Available  SCORING: No Statistics Available	

## Wyoming's NIT Appearances

Wyoming's NIT Record: 7-8, Highest finish was second in 1986.

2003 —	FIRST ROUND: WYOMING 78, Eastern Washington 71 March 20, Arena-Auditorium, Laramie, Wyoming  SECOND ROUND: North Carolina, 90, WYOMING 74 March 24, Dean Smith Center, Chapel Hill, NC	WYOMING LEADERS SCORING: Donta Richardson ..... 24 REBOUNDING: Uche Nsonwu-Amadi ..... 12  SCORING: Donta Richardson ..... 20 REBOUNDING: Uche Nsonwu-Amadi ..... 8	OPPONENT LEADERS Chris Hester ..... 19 Marc Axton ..... 5 Brendon Merritt ..... 5  Rashad McCants ..... 20 Melvin Scott ..... 20 David Noel ..... 7
--------	--	--	--



2001 —	FIRST ROUND: Pepperdine 72, WYOMING 69 March 14, Arena-Auditorium, Laramie, Wyoming	SCORING: Josh Davis..... 17 REBOUNDING: Uche Nsonwu-Amadi ..... 11	Armstrong ..... 29 Gibbs ..... 10
1999 —	FIRST ROUND: WYOMING 81, USC 77 March 10, Arena-Auditorium, Laramie, Wyoming  SECOND ROUND: Oregon 93, WYOMING 72 March 15, McArthur Court Eugene, Oregon	SCORING: Ugo Udezue ..... 28 REBOUNDING: Josh Davis ..... 7  SCORING: Anthony Blakes..... 17 REBOUNDING: Anthony Blakes ..... 6 Chris McMillian ..... 6	Jeff Trepagnier ..... 24 Jeff Trepagnier ..... 17  A.D. Smith ..... 22 A.D. Smith ..... 13
1998 —	FIRST ROUND: Gonzaga 69, WYOMING 55 March 11, Arena-Auditorium, Laramie, Wyoming	SCORING: Jeron Roberts..... 15 REBOUNDING: Jeron Roberts..... 8	Bakari Hendrix..... 19 Bakari Hendrix..... 9
1991 —	FIRST ROUND: WYOMING 63, Butler 61 March 15, Arena-Auditorium Laramie, Wyoming  SECOND ROUND: Colorado 83, WYOMING 75 March 18, Coors Events Center, Boulder, Colorado	SCORING: Reginald Slater..... 27 REBOUNDING: Reginald Slater ..... 8 Travis Butler ..... 8  SCORING: Reginald Slater..... 24 REBOUNDING: Maurice Alexander ..... 6	Darin Archbold ..... 16 J.P. Brens ..... 8  Stevie Wise ..... 21 Shaun Vandiver ..... 8
1986 —	FIRST ROUND: WYOMING 79, Texas A&M 70 March 13, Arena-Auditorium Laramie, Wyoming  SECOND ROUND: WYOMING 99, Loyola-Marymount 90 March 17, Arena-Auditorium, Laramie, Wyoming  THIRD ROUND: WYOMING 62, Clemson 57 March 20, Arena-Auditorium, Laramie, Wyoming  SEMIFINALS: WYOMING 67, Florida 58 March 24, Madison Square Garden New York, New York  CHAMPIONSHIP GAME: Ohio State 73, WYOMING 63 March 26, Madison Square Garden New York, New York	SCORING: Les Bolden..... 23 Fennis Dembo..... 23 REBOUNDING: Jon Sommers ..... 8  SCORING: Fennis Dembo ..... 24 REBOUNDING: Fennis Dembo..... 10  SCORING: Fennis Dembo..... 19 REBOUNDING: Fennis Dembo..... 16  SCORING: Fennis Dembo ..... 23 REBOUNDING: Eric Leckner ..... 12  SCORING: Fennis Dembo ..... 27 REBOUNDING: Jon Sommers ..... 9	Don Marbury ..... 22 Jimmy Gilbert ..... 12  Mike Yoest ..... 25 Mike Yoest ..... 8  Grayson Marshall..... 19 Horace Grant..... 9  Kenny McClary ..... 13 Kenny McClary ..... 10  Dennis Hopson ..... 26 Brad Sellers..... 12
1969 —	FIRST ROUND: Army 51, WYOMING 49 March 16, Madison Square Garden New York, New York	SCORING: Stan Dodds..... 12 REBOUNDING: Stan Dodds..... 10	Dick Simmons..... 14 Mike Gyovai..... 10
1968 —	FIRST ROUND: Villanova 77, WYOMING 66 March 16, Madison Square Garden New York, New York	SCORING: Mike Eberle..... 16 REBOUNDING: Carl Ashley..... 11	Johnny Jones ..... 38 Joseph Crews..... 9

## Wyoming's CBI Appearances

### Wyoming's CBI Record: 1-1

2012 —	FIRST ROUND: WYOMING 78, North Dakota State 75 March 14, Arena-Auditorium, Laramie, Wyoming	WYOMING LEADERS SCORING: Leonard Washington ..... 22 REBOUNDING: Leonard Washington ..... 11	OPPONENT LEADERS TrayVonn Wright..... 15 Taylor Bruan ..... 7
2009 —	FIRST ROUND: Northeastern 64, WYOMING 62 March 17, Arena-Auditorium, Laramie, Wyoming	WYOMING LEADERS SCORING: Brandon Ewing ..... 22 REBOUNDING: Tyson Johnson ..... 7 Adam Waddell..... 5	OPPONENT LEADERS Matt Janning ..... 20 Nkem Ojougboh..... 9

# Wyoming's Last 10 Postseason Box Scores

## 2012 CBI First Round North Dakota State 75, Wyoming 78 March 14, 2012, in the Arena-Auditorium, Laramie, Wyo.

VISITORS: North Dakota State 17-14															
##	Player Name	TOT-FG		3-PT		REBOUNDS		PF	TP	A	TO	BLK	S	MIN	
		FG-FGA	FG-FGA	FT-FTA	FT-FTA	OF	DE								
32	WRIGHT, TrayVonn....	f	6-13	3-6	0-0	0	2	2	4	15	1	3	1	1	30
42	BJORKLUND, Marshall..	f	6-7	0-0	2-3	1	4	5	5	14	1	0	1	0	22
21	HALE, Dylan.....	g	1-4	1-2	0-0	0	0	0	3	3	1	2	0	1	21
22	ALEXANDER, Lawrence..	g	3-12	0-2	6-11	2	5	7	3	12	3	0	0	2	33
24	BRAUN, Taylor.....	g	5-9	2-2	1-3	1	6	7	4	13	2	2	0	1	27
03	FELT, Mike.....		4-9	1-5	1-1	0	1	1	2	10	0	0	0	1	23
04	LINDBERG, Joel.....		0-1	0-0	2-2	1	0	1	5	2	3	0	0	0	16
12	LUNDBERG, Drew.....		0-0	0-0	0-0	0	0	0	0	0	0	0	0	0	7
44	AABERG, Jordan.....		2-2	0-0	2-2	0	4	4	2	6	0	1	0	3	21
TEAM.....							1								
Totals.....			27-57		7-17		14-22		5	23	28		75	11	200

TOTAL FG% 1st Half: 15-29 51.7% 2nd Half: 12-28 42.9% Game: 47.4% DEADB  
3-Pt. FG% 1st Half: 4-9 44.4% 2nd Half: 3-8 37.5% Game: 41.2% REBS  
F Throw % 1st Half: 3-5 60.0% 2nd Half: 11-17 64.7% Game: 63.6% 3

HOME TEAM: Wyoming 21-11

##	Player Name	TOT-FG		3-PT		REBOUNDS		PF	TP	A	TO	BLK	S	MIN	
		FG-FGA	FG-FGA	FT-FTA	FT-FTA	OF	DE								
05	WASHINGTON, Leonard..	f	7-11	0-2	8-13	1	10	11	1	22	0	3	2	1	32
15	WADDELL, Adam.....	c	5-7	0-0	3-5	0	2	2	3	13	0	1	1	0	33
01	LUSTER, JayDee.....	g	0-1	0-1	4-4	0	2	2	3	4	6	1	0	0	24
25	MARTINEZ, Luke.....	g	2-7	1-6	4-6	0	10	10	3	9	1	2	0	2	31
33	CRUZ, Francisco.....	g	4-7	2-5	4-7	2	1	3	3	14	2	5	0	0	32
02	BOUEDO, Arthur.....		1-2	1-2	2-2	0	2	2	2	5	1	1	0	0	12
10	GILMORE, Derriusous..		1-3	1-3	0-0	0	1	1	2	3	1	2	0	0	21
22	NANCE Jr, Larry.....		2-3	0-0	4-4	0	2	2	2	8	0	2	1	2	15
30	WATSABAUGH, Rob.....		0-0	0-0	0-0	0	0	0	0	0	0	0	0	0	0+
TEAM.....							1								
Totals.....			22-41		5-19		29-41		4	30	34		19	78	11

TOTAL FG% 1st Half: 11-20 55.0% 2nd Half: 11-21 52.4% Game: 53.7% DEADB  
3-Pt. FG% 1st Half: 3-11 27.3% 2nd Half: 2-8 25.0% Game: 26.3% REBS  
F Throw % 1st Half: 12-15 80.0% 2nd Half: 17-26 65.4% Game: 70.7% 4

Officials: Mike Giarratano, Lonnie Dixon and Doran Gotschall

Technical fouls: North Dakota State-None. Wyoming-None.

Attendance: 2732

Score by Periods	1st	2nd	Total
North Dakota State.....	37	38	- 75
Wyoming.....	37	41	- 78

## 2003 NIT Second Round Wyoming 74, North Carolina 90 March 24, 2003, in the Dean Smith Center, Chapel Hill, N.C.

VISITORS: Wyoming 21-11															
##	Player Name	TOT-FG		3-PT		REBOUNDS		PF	TP	A	TO	BLK	S	MIN	
		FG-FGA	FG-FGA	FT-FTA	FT-FTA	OF	DE								
20	ROTTINGHAUS, David..	f	4-9	2-6	2-2	1	2	3	1	12	4	1	0	1	27
25	RIES, Joe.....	f	1-4	0-0	0-0	0	6	6	1	2	0	2	0	0	16
05	NSONWU-AMADI, Uche..	c	8-14	0-0	1-1	4	4	8	2	17	2	0	1	0	37
02	RICHARDSON, Donta...	g	6-14	2-5	6-9	0	3	3	2	20	0	5	0	1	38
03	STRAIGHT, Jay.....	g	4-10	1-3	4-4	0	4	3	3	13	1	3	0	1	30
00	MAKUN, Omoniyi.....		0-2	0-0	0-0	1	2	3	1	0	0	0	0	0	3
13	DUNN, Alex.....		0-0	0-0	0-0	0	0	0	1	0	0	0	0	0	1
24	ADAMS, David.....		2-4	2-2	0-0	1	0	1	2	6	1	1	0	1	17
23	MCILLIAN, Chris.....		0-0	0-0	2-2	1	1	2	2	2	1	4	0	0	10
31	CORREA, Mory.....		1-1	0-0	0-0	2	5	7	2	2	1	3	1	1	19
32	WILDENBORG, Ryan....		0-0	0-0	0-0	0	0	0	0	0	0	0	0	0	2
TEAM.....							2								
Totals.....			26-58		7-16		15-18		12	27	39		17	74	10

TOTAL FG% 1st Half: 12-34 35.3% 2nd Half: 14-24 58.3% Game: 44.8% DEADB  
3-Pt. FG% 1st Half: 3-6 50.0% 2nd Half: 4-10 40.0% Game: 43.8% REBS  
F Throw % 1st Half: 3-5 60.0% 2nd Half: 12-13 92.3% Game: 83.3% 3

HOME TEAM: North Carolina 19-15

##	Player Name	TOT-FG		3-PT		REBOUNDS		PF	TP	A	TO	BLK	S	MIN	
		FG-FGA	FG-FGA	FT-FTA	FT-FTA	OF	DE								
21	Williams, Jawad.....	f	5-15	3-5	0-1	1	2	3	1	13	4	2	2	2	39
32	McCants, Rashad.....	f	8-18	1-6	3-4	1	5	6	2	20	3	1	0	3	35
34	Noel, David.....	f	5-7	1-1	2-2	1	6	7	3	13	2	0	1	2	28
01	Scott, Melvin.....	g	8-12	4-7	0-0	1	3	4	2	20	2	0	0	2	34
02	Felton, Raymond.....	g	6-10	3-6	0-0	1	0	1	3	15	14	2	1	3	34
05	Manuel, Jackie.....		1-2	0-1	1-2	0	2	2	4	3	1	1	1	1	11
14	Holmes, Jonathan.....		0-0	0-0	0-0	0	0	0	0	0	0	0	0	0	2
15	Price, Damien.....		0-0	0-0	0-0	0	0	0	0	0	0	0	0	0	1
25	Grant, Damion.....		0-0	0-0	0-0	0	0	0	0	0	0	0	0	0	2
30	McLamb, Phillip.....		0-0	0-0	0-0	0	0	0	0	0	0	0	0	0	0+
31	Miller, Jonathan.....		0-0	0-0	0-0	0	0	0	0	0	0	0	0	0	0+
41	Sanders, Byron.....		0-1	0-0	0-0	1	0	1	2	0	1	0	0	0	8
44	Johnson, Will.....		1-1	0-0	4-4	1	1	2	0	6	0	1	0	0	6
TEAM.....							1		1						
Totals.....			34-66		12-26		10-13		7	20	27		8	71	100

TOTAL FG% 1st Half: 18-33 54.5% 2nd Half: 16-33 48.5% Game: 51.5% DEADB  
3-Pt. FG% 1st Half: 7-12 58.3% 2nd Half: 5-14 35.7% Game: 46.2% REBS  
F Throw % 1st Half: 4-7 57.1% 2nd Half: 6-6 100% Game: 76.9% 1

Officials: William Bush, Reggie Greenwood, Earl Walton

Technical fouls: Wyoming-None. North Carolina-TEAM.

Attendance: 20235

Score by Periods	1st	2nd	Total
Wyoming.....	30	44	- 74
North Carolina.....	47	43	- 90

## 2009 CBI First Round Northeastern 64, Wyoming 62 March 17, 2009, in the Arena-Auditorium, Laramie, Wyo.

VISITORS: Northeastern 19-12															
##	Player Name	TOT-FG		3-PT		REBOUNDS		PF	TP	A	TO	BLK	S	MIN	
		FG-FGA	FG-FGA	FT-FTA	FT-FTA	OF	DE								
11	Lima, Vinny.....	f	1-2	0-0	0-1	0	0	0	4	2	0	0	0	0	13
24	Spates, Eugene.....	f	3-9	3-6	1-2	1	4	5	4	10	0	2	1	0	26
54	Ojoubboh, Nkem.....	c	4-7	0-0	3-5	0	9	9	4	11	3	1	2	0	38
03	Allen, Chaiison.....	g	4-10	3-6	5-7	2	3	5	4	16	6	2	0	3	31
23	Janning, Matt.....	g	8-15	2-6	2-2	1	4	5	2	20	3	2	0	4	37
01	Etherly, Erik.....		1-3	0-0	0-0	0	2	2	0	2	0	0	0	0	11
15	McDonald, Brian.....		0-1	0-0	0-0	0	0	0	0	0	0	0	0	0	4
20	Smith, Matt.....		1-5	1-5	0-3	0	1	1	0	3	0	0	1	2	27
25	Bataille, Baptiste..		0-1	0-1	0-0	0	0	0	0	0	1	1	0	0	8
33	Felix, Ben.....		0-0	0-0	0-0	0	1	1	1	0	0	0	1	0	5
TEAM.....							4		1						
Totals.....			22-53		9-24		11-20		8	25	33		19	64	13

TOTAL FG% 1st Half: 12-29 41.4% 2nd Half: 10-24 41.7% Game: 41.5% DEADB  
3-Pt. FG% 1st Half: 4-10 40.0% 2nd Half: 5-14 35.7% Game: 37.5% REBS  
F Throw % 1st Half: 4-6 66.7% 2nd Half: 7-14 50.0% Game: 55.0% 3

HOME TEAM: Wyoming Cowboys 19-14

##	Player Name	TOT-FG		3-PT		REBOUNDS					TP	A	TO	BLK	S	MIN
		FG-FGA	FG-FGA	FT-FTA	OF	DE	TP	PF								
11	MUOJEKE, Afam.....	f	4-12	3-8	5-5	2	3	5	2	16	3	3	0	1	33	
21	JOHNSON, Tyson.....	f	2-8	0-0	3-4	1	6	7	2	7	0	3	0	0	31	
15	WADDELL, Adam.....	c	5-6	0-0	1-5	2	5	7	3	11	1	1	2	2	28	
00	OGIRRI, Sean.....	g	0-3	0-3	0-0	0	3	3	5	0	2	1	0	0	21	
23	EWING, Brandon.....	g	7-14	1-4	7-9	0	5	5	3	22	2	2	0	0	40	
25	THIAM, Djibril.....		0-3	0-0	0-0	2	1	3	3	0	0	1	1	0	21	
51	DAVIS, A.J.....		3-6	0-1	0-1	0	4	4	1	6	1	4	0	1	26	
	TEAM.....					5	2	7								
Totals.....			21-52	4-16	16-24	12	29	41	19	62	9	15	3	4	200	

# Wyoming's Last 10 Postseason Box Scores

## 2002 NCAA Second Round Wyoming 60, Arizona 68 March 16, 2002, in The Pit, Albuquerque, N.M.

VISITORS: Wyoming 22-9																
##	Player Name	TOT-FG	3-PT	REBOUNDS												
		FG-FGA	FG-FGA	FT-FTA	OF	DE	TOT	PF	TP	A	TO	BLK	S	MIN		
22	DAVIS, Josh.....	f	8-12	0-0	1-1	5	6	11	5	17	1	2	1	0	35	
44	BAILEY, Marcus.....	f	7-14	2-3	1-3	1	0	1	3	17	4	3	0	1	39	
05	NSONWU-AMADI, Uche.....	c	5-11	0-0	0-0	5	5	10	2	10	0	1	3	1	27	
01	RICHARDSON, Donta.....	c	0-4	0-3	0-0	0	1	1	5	0	3	2	0	0	14	
03	STRAIGHT, Jason.....	g	4-13	2-5	2-2	0	2	2	1	12	0	1	1	0	38	
00	MINGO, Ronell.....	g	1-3	0-0	0-0	1	4	5	1	2	0	2	2	0	12	
04	UDEZUE, Ugo.....	g	0-0	0-0	0-0	0	0	0	0	0	1	0	0	0	2	
20	ROTTINGHAUS, David.....	g	0-0	0-0	0-0	0	0	0	2	0	0	0	0	0	4	
24	CORNER, Paris.....	g	1-6	0-4	0-0	0	3	3	2	2	4	0	0	2	27	
25	RIES, Joe.....	g	0-0	0-0	0-1	0	1	1	0	0	0	0	0	0	2	
TEAM.....						1	2	3								
Totals.....			26-63	4-15	4-7	13	24	37	21	60	13	11	7	4	200	

TOTAL FG% 1st Half: 12-32 37.5% 2nd Half: 14-31 45.2% Game: 41.3% DEADB  
3-Pt. FG% 1st Half: 3-10 30.0% 2nd Half: 1-5 20.0% Game: 26.7% REBS  
F Throw % 1st Half: 2-3 66.7% 2nd Half: 2-4 50.0% Game: 57.1% 1

HOME TEAM: Arizona 24-9																
		TOT-FG		3-PT		REBOUNDS										
##	Player Name	FG-FGA	FG-FGA	FT-FTA	OF	DE	TOT	PF	TP	A	TO	BLK	S	MIN		
04	WALTON, Luke.....	f	8-20	1-3	4-4	2	7	9	2	21	2	3	0	1	34	
43	ANDERSON, Rick.....	f	1-4	1-1	2-2	3	3	6	3	5	0	0	1	0	33	
45	FRYE, Channing.....	c	6-10	0-0	6-8	4	7	11	1	18	0	1	5	0	34	
20	STODUMIRE, Salim...	g	2-2	1-1	2-3	0	2	2	3	7	1	1	0	2	26	
22	GARDNER, Jason.....	g	4-13	1-7	5-9	1	4	5	0	14	8	2	0	0	40	
03	BYNUM, Will.....		1-4	0-1	0-0	0	0	0	0	2	0	0	0	1	14	
34	LATTIMORE, Dennis...		0-0	0-0	0-0	0	2	2	1	0	0	1	0	0	13	
52	FOX, Isaiah.....		0-1	0-0	1-2	0	0	0	3	1	0	0	1	0	6	
TEAM.....						2	1	3								
Totals.....			22-54	4-13	20-28	12	26	38	13	68	11	8	7	4	200	

TOTAL FG% 1st Half: 12-30 40.0% 2nd Half: 10-24 41.7% Game: 40.7% DEADB  
3-Pt. FG% 1st Half: 4-6 66.7% 2nd Half: 0-7 0.0% Game: 30.8% REBS  
F Throw % 1st Half: 6-11 54.5% 2nd Half: 14-17 82.4% Game: 71.4% 4

Officials: Art McDonald, Curtis Shaw, Doug Shows  
Technical fouls: Wyoming-None. Arizona-None.  
Attendance: 15867  
Score by Periods  
Wyoming..... 29 31 - 60  
Arizona..... 34 34 - 68

## 2001 NIT First Round Pepperdine 72, Wyoming 69 March 14, 2001, in the Arena-Auditorium, Laramie, Wyo.

VISITORS: PEPPERDINE 22-8 (12-2)																	
##	Player Name	TOT-FG		3-PT		REBOUNDS					PF	TP	A	TO	BLK	S	MIN
		FG-FGA	FG-FGA	FT-FTA	OF	DE	TOT										
32	GIBBS, Kelvin.....	f	6-11	0-0	3-4	2	8	10	5	15	0	2	1	1	1	29	
55	SUITT, Cedric.....	c	1-1	0-0	0-0	0	2	2	3	2	0	1	1	0	1	14	
01	ANDERSON, Derrick...	g	4-6	2-3	3-8	3	5	8	3	13	1	6	0	1	0	30	
03	ARMSTRONG, Brandon...	g	7-18	3-7	12-13	2	1	3	0	29	0	4	1	0	0	36	
11	LEWIS, Craig.....	g	2-6	1-3	2-3	0	2	2	4	7	2	0	0	0	0	29	
12	MCINNNEY, Micah.....	g	0-2	0-1	0-0	0	2	2	1	0	2	0	0	0	0	13	
15	BULLER, Elan.....	g	0-0	0-0	0-0	0	0	0	0	0	0	0	0	0	0	3	
34	BRAZZLE, Boomer.....	g	0-2	0-1	0-0	0	2	2	2	0	0	1	0	1	0	17	
10	LALAZARIAN, David...	g	1-7	0-4	4-4	3	4	7	3	6	3	0	1	0	1	28	
52	KIMBLE, Will.....	g	0-0	0-0	0-0	0	0	0	0	0	0	0	0	0	0	1	
TEAM.....						1	1										
Totals.....			21-53	6-19	24-32	11	26	37	21	72	8	14	4	3	200		

TOTAL FG% 1st Half: 11-28 39.3% 2nd Half: 10-25 40.0% Game: 39.6% DEADB  
3-Pt. FG% 1st Half: 4-11 36.4% 2nd Half: 2-8 25.0% Game: 31.6% REBS  
F Throw % 1st Half: 6-6 100% 2nd Half: 18-26 69.2% Game: 75.0% 6

HOME TEAM: WYOMING 20-10 (10-4)																
##	Player Name	TOT-FG		3-PT	REBOUNDS					PF	TP	A	TO	BLK	S	MIN
		FG-FGA	FG-FGA	FT-FTA	OF	DE	TOT									
00	MINGO, Ronell.....	f	5-8	0-0	0-0	0	1	1	2	10	0	2	0	1	21	
22	DAVIS, Josh.....	f	3-8	0-3	11-13	2	6	8	4	17	4	3	0	1	28	
05	NSONWU-AMADI, Uche..	c	4-6	0-0	7-10	3	8	11	2	15	1	2	0	1	35	
10	McMILLIAN, Chris...	g	2-5	1-3	0-0	0	2	2	4	5	4	3	0	0	36	
44	BAILEY, Marcus.....	g	4-8	2-4	2-4	1	2	3	4	12	1	0	0	3	23	
04	UDEZUE, Ugo.....	g	0-0	0-0	0-0	0	0	0	0	0	0	2	0	0	6	
14	McFALL, Brett.....	g	2-8	1-7	1-2	0	1	1	5	6	4	3	0	1	29	
20	ROTTINGHAUS, David...	g	0-0	0-0	0-0	0	1	1	2	0	0	1	0	0	3	
24	CORNER, Paris.....	g	1-7	0-4	0-0	0	1	1	0	2	2	0	0	0	14	
25	RIES, Joe.....	g	0-0	0-0	2-2	0	0	0	0	2	0	0	0	0	5	
TEAM.....						2	1	3								
Totals.....			21-50	4-21	23-31	8	23	31	23	69	16	16	0	7	200	

TOTAL FG% 1st Half: 10-24 41.7% 2nd Half: 11-26 42.3% Game: 42.0% DEADB  
3-Pt. FG% 1st Half: 0-7 0.0% 2nd Half: 4-14 28.6% Game: 19.0% REBS  
F Throw % 1st Half: 9-12 75.0% 2nd Half: 14-19 73.7% Game: 74.2% 3

Officials: Frank Scagliotta, Raymond Styons Jr., Sean Hull  
Technical fouls: PEPPERDINE-None. WYOMING-None.  
Attendance: 6426  
Score by Periods  
PEPPERDINE..... 32 40 - 72  
WYOMING..... 29 40 - 69

## 2002 NCAA First Round Wyoming 73, Gonzaga 66 March 14, 2002, in The Pit, Albuquerque, N.M.

VISITORS: Wyoming 22-8																
##	Player Name	TOT-FG	3-PT	REBOUNDS												
		FG-FGA	FG-FGA	FT-FTA	OF	DE	TOT	PF	TP	A	TO	BLK	S	MIN		
22	DAVIS, Josh.....	f	3-7	0-0	5-5	4	10	14	3	11	1	4	5	2	35	
44	BAILEY, Marcus.....	f	5-12	0-1	3-6	0	5	5	3	13	3	5	2	1	37	
05	NSONWU-AMADI, Uche..	c	6-12	0-0	2-5	0	6	6	2	14	0	2	1	1	30	
01	RICHARDSON, Donta...	g	3-5	2-3	2-2	0	4	4	5	10	3	1	0	0	26	
03	STRAIGHT, Jason.....	g	2-6	0-2	2-2	0	3	3	2	6	7	3	0	0	38	
00	MINGO, Ronell.....	g	3-3	0-0	0-0	2	3	5	3	6	0	1	3	0	7	
04	UDEZUE, Ugo.....	g	0-0	0-0	0-0	0	0	0	2	0	0	0	0	1	0	
20	ROTTINGHAUS, David...	g	0-0	0-0	0-0	0	0	0	0	0	0	0	0	0	4	
24	CORNER, Paris.....	g	3-6	1-4	4-4	0	2	2	2	11	0	0	0	1	15	
25	RIES, Joe.....	g	1-1	0-0	0-0	0	0	0	0	2	0	0	0	0	3	
TEAM.....						1	2	3								
Totals.....			26-52	3-10	18-24	7	35	42	22	73	14	16	12	5	200	

TOTAL FG% 1st Half: 13-28 46.4% 2nd Half: 13-24 54.2% Game: 50.0% DEADB  
3-Pt. FG% 1st Half: 2-6 33.3% 2nd Half: 1-4 25.0% Game: 30.0% REBS  
F Throw % 1st Half: 4-7 57.1% 2nd Half: 14-17 82.4% Game: 75.0% 3

HOME TEAM: Gonzaga 29-4																
		TOT-FG		3-PT		REBOUNDS										
##	Player Name	f	FG-FGA	f	FG-FGA	FT-FTA	OF	DE	TOT	PF	TP	A	TO	BLK	S	MIN
25	REASON, Anthony.....	f	0-1	0-1	0-0	2	0	2	4	0	1	0	0	0	20	
32	GOURDE, Zach.....	f	2-7	0-0	2-2	1	1	2	3	6	0	6	1	0	24	
33	VIOLETTE, Cory.....	c	5-14	1-3	3-4	5	5	10	5	14	1	1	0	1	31	
10	STREPP, Blake.....	g	1-13	0-5	2-2	1	4	5	2	4	3	0	0	1	32	
21	DICKAU, Dan.....	g	7-24	4-14	8-11	0	0	0	2	26	3	0	0	2	39	
15	HERNANDEZ, Alex.....	g	0-5	0-0	4-4	5	1	6	1	4	0	1	0	0	14	
24	BANKHEAD, Kyle.....	g	2-3	2-3	0-0	1	3	4	0	6	3	1	0	1	17	
34	SHERRELL, Jay.....	g	1-1	0-0	0-0	0	0	0	0	2	0	0	0	0	1	
35	TURIAF, Ronny.....	g	1-3	0-0	2-4	0	3	3	3	4	0	0	2	1	22	
TEAM.....						5	12									
Totals.....			19-71	7-26	21-27	22	22	44	20	66	11	9	3	6	200	



# Wyoming's Last 10 Postseason Box Scores

## 1999 NIT First Round USC 77, Wyoming 81

March 10, 1999, in the Arena-Auditorium, Laramie, Wyo.

VISITORS: USC 15-137-11														
NO PLAYER														
	FG	FGA	3P	3PA	FT	FTA	OR	DR	TOT	PF	PTS	A	TO	BLK
1 Saa CLANCY	F	0	2	0	0	0	0	1	3	4	2	0	1	2
24 Brian SCALABRINE	C	6	15	0	0	3	4	5	4	9	4	15	1	3
05 Brandon GRANVILLE	G	5	10	3	5	0	2	0	4	4	5	13	3	8
12 Jeff TREPAGNIER	G	9	11	1	1	5	6	4	13	17	3	24	0	2
20 Elias AYUDU	G	2	10	2	7	0	0	0	4	4	5	6	0	3

03 Quincy WILDER	2	2	2	2	2	3	0	0	0	2	8	1	1	0
13 Adam SPANICH	1	8	1	6	0	0	0	2	2	1	3	3	2	0
21 Jarvis TURNER	3	10	0	1	0	0	1	1	2	2	6	0	0	0
22 Shannon SWILLIS	1	1	0	0	0	0	1	3	4	1	2	0	1	1
34 David BLUTHENTHAL	DNP-													
44 Greg LAKEY	0	0	0	0	0	0	0	0	0	2	0	0	0	0
TEAM														

TOTALS	29	69	9	22	10	15	15	38	53	27	77	9	22	6
--------	----	----	---	----	----	----	----	----	----	----	----	---	----	---

FG 1st (18/ 35)	51.4	2nd (11/ 34)	32.4	OT	Game (29/ 69)	42.9	DEADBALL
3PT 1st ( 5/ 9)	55.6	2nd ( 4/ 13)	30.8	OT	Game ( 9/ 22)	40.9	REBOUNDS 3
FT 1st ( 0/ 0)	0.0	2nd (10/ 15)	66.7	OT	Game (10/ 15)	66.7	

HOME: WYOMING 18-9,7-7

NO PLAYER														
	FG	FGA	3P	3PA	FT	FTA	OR	DR	TOT	PF	PTS	A	TO	BLK
22 Josh DAVIS	F	3	9	1	3	0	0	1	6	7	3	7	0	3
40 Justin FRENCH	F	0	1	0	1	1	2	0	2	2	1	1	1	0
04 Ugo UDEZUE	C	10	23	1	1	7	11	1	4	5	4	26	2	1
Anthony BLAKES	G	3	14	1	5	1	2	1	3	4	2	8	8	1
10 Chris McMILLIAN	G	2	7	0	3	5	6	1	1	2	2	9	3	3

00 LeDaron JONES	0	3	0	1	2	2	1	0	1	0	2	0	0	2
03 Andy YOUNG	DNP-													
13 Levi PORTER	DNP-													
14 Brett MCFALL	2	3	0	1	7	8	3	3	6	3	11	8	1	0
21 John PETTERSSON	1	3	0	0	0	0	0	3	3	1	2	0	0	2
33 Antone LOSTETTER	0	0	0	0	0	0	0	0	0	0	0	0	0	0
50 Marty KLEEMAN	DNP-													
52 Bradley MANN	3	4	3	4	4	4	0	2	2	1	13	0	0	1
TEAM														

TOTALS	24	67	6	19	27	35	9	26	35	17	81	22	6	5
--------	----	----	---	----	----	----	---	----	----	----	----	----	---	---

FG 1st (11/ 32)	34.4	2nd (13/ 35)	37.1	OT	Game (24/ 67)	35.8	DEADBALL
3PT 1st ( 3/ 12)	25.0	2nd ( 3/ 7)	42.9	OT	Game ( 6/ 19)	31.6	REBOUNDS 5
FT 1st ( 6/ 9)	66.7	2nd (21/ 26)	80.8	OT	Game (27/ 35)	77.1	

Attendance: 6,613

OFFICIALS									
NO- Ken Krahn	SCORE BY PERIODS	1	2	OT	OT	OT	FINAL		
NO- Mike Carr	USC	41	36				77		
NO- Bob Holloway	WYOMING	31	50				81		

## 1998 NIT First Round Gonzaga 69, Wyoming 55

March 11, 1998, in the Arena-Auditorium, Laramie, Wyo.

VISITORS: GONZAGA 24-9,10-4														
NO PLAYER														
	FG	FGA	3P	3PA	FT	FTA	OR	DR	TOT	PF	PTS	A	TO	BLK
15 Mike NILSON	F	1	1	0	0	1	2	0	3	5	3	3	2	0
32 Bakari HENDRIX	F	6	13	0	1	7	8	2	7	9	2	19	5	4
33 Doug GRIFFIN	C	1	2	0	0	0	0	1	3	4	1	2	0	1
13 Matt SANTANGELO	G	3	13	1	7	5	6	0	3	3	1	12	1	1
24 Richie FRAMM	G	3	8	3	6	3	3	1	6	7	2	12	2	1

10 Carl CRIDER	DNP-													
11 Quentin HALL	5	9	4	6	3	4	1	1	2	3	17	2	3	0
15 Ryan FLOYD	0	0	0	0	0	0	0	1	1	0	0	0	1	0
22 Mike LEASURE	0	4	0	2	0	0	1	0	1	2	0	1	0	1
23 Mark SPINK	DNP-													
30 Axel DENCH	0	0	0	0	0	0	0	2	2	1	0	0	0	2
31 Casey CALVARY	1	2	1	2	1	2	1	2	3	2	4	1	1	2
99 TEAM	DNP-													

TOTALS	20	52	9	24	20	25	7	33	40	17	69	14	12	6
--------	----	----	---	----	----	----	---	----	----	----	----	----	----	---

FG 1st (10/ 27)	37.0	2nd (10/ 25)	40.0	OT	Game (20/ 52)	38.5	DEADBALL
3PT 1st ( 5/ 13)	38.5	2nd ( 4/ 11)	36.4	OT	Game ( 9/ 24)	37.5	REBOUNDS 3
FT 1st ( 7/ 9)	77.8	2nd (13/ 16)	81.3	OT	Game (20/ 25)	80.0	

HOME: WYOMING 19-9, 9-5

NO PLAYER														
	FG	FGA	3P	3PA	FT	FTA	OR	DR	TOT	PF	PTS	A	TO	BLK
35 Jeron ROBERTS	F	4	15	0	3	7	11	1	7	8	3	15	2	1
40 Justin FRENCH	F	1	4	0	2	2	2	2	4	5	4	1	0	0
44 Jeff ALLEN	C	1	4	0	0	1	2	3	4	7	1	3	0	2
03 Andy YOUNG	D	4	11	4	9	0	0	0	1	1	1	12	1	2
5 Gregg SAWYER	G	4	16	1	3	4	5	1	2	3	1	13	4	0

04 Ugo UDEZUE	0	2	0	0	2	2	0	6	6	2	2	1	0	0
10 Levi PORTER	DNP-													
14 Brett MCFALL	0	1	0	1	0	0	0	0	0	0	2	0	0	0
32 Derek WASHINGTON	0	1	0	0	2	2	1	1	2	0	2	0	2	1
33 Antone LOSTETTER	0	0	0	0	1	2	0	0	0	0	1	0	0	1
50 Marty KLEEMAN	DNP-													
52 Bradley MANN	1	3	1	3	0	0	0	2	2	5	3	0	1	0
99 TEAM	DNP-													

TOTALS	15	57	6	21	19	26	10	27	37	20	55	9	10	5
--------	----	----	---	----	----	----	----	----	----	----	----	---	----	---

FG 1st ( 9/ 29)	31.0	2nd ( 6/ 28)	21.4	OT	Game (15/ 57)	26.3	DEADBALL
3PT 1st ( 5/ 12)	41.7	2nd ( 1/ 9)	11.1	OT	Game ( 6/ 21)	28.6	REBOUNDS 6
FT 1st ( 8/ 13)	61.5	2nd (11/ 13)	84.6	OT	Game (19/ 26)	73.1	

Attendance: 7,412

OFFICIALS									
NO- Ken Krahn	SCORE BY PERIODS	1	2	OT	OT	OT	FINAL		
NO- Bobby McCoy	GONZAGA	32	37				69		
NO- Robert Holloway	WYOMING	31	24				55		